

Proform Race Guides v2

Contents

1 - Pace Maps	2
2 – CD colours on race card.....	2
3 – Three new tabs.....	3
4 – Horse Form Tab	4
Sections	4
Columns Descriptions.....	6
Tooltips.....	10
Sorting columns.....	11
Moving and hiding columns	12
Important data changes	13
5 – All Form	14
Columns Descriptions.....	14
Tooltips.....	14
Sorting columns.....	14
Moving and hiding columns	14
6 – Horse Details	15
7 – Filters	16
Which areas do the filters affect?	16
Time Filters.....	16
Horse Filters	17
Race Filters	19
Viewing, Removing and Resetting Filters	21
8 – Trading Data / Horse Form Benchmarks	22
Overview	22
Form / Pace - Columns Descriptions and Colour Coding	23
In Running Avg / Dobbing & Trobbing- Columns Descriptions and Colour Coding.....	24
9 – Summary Tab.....	26
Columns Descriptions.....	26
Sorting columns.....	26
Moving and hiding columns	26
10 – Preferences.....	27

Proform Race Guides v2

This manual encompasses all the changes we have made to the Proform Race Guides at the launch of version 2.

1 - Pace Maps

We have moved the 50%SR for draw stats next to the PRB (percentage of rivals beaten) column and the pace squares have been replaced with a gradient filled line.

We have added the power rating rank of each horse Inside the gradient pace lines.

Draw Bias and Pace Prediction

#	Horse	Silk	Draw	IV	PRB	50%SR	Bias	Pace	H	M	P	L
7	Athmad (IRE)		1	0.91	45%	40%		2		12		
1	Dawaaleeb (USA)		2	0.77	47%	35%		4		5		
8	Tangled (IRE)		3	0.91	47%	42%		0		9		
10	Paddyplex		4	1.12	48%	39%		4		3		
9	Champagne Rules		5	1.19	53%	39%		0		7		
3	Global Art		6	0.91	50%	34%		2		6		
12	Etikaal		7	0.91	50%	35%		0		10		
11	Aegeus (USA)		8	1.26	53%	41%		2		11		
6	Paparazzi		9	0.97	49%	42%		2		2		
2	Helovaplan (IRE)		10	1.40	53%	44%		8		8		
5	Little Jo		11	0.58	52%	50%		4		1		
4	Samphire Coast		12	2.06	58%	59%		6		4		

2 – CD colours on race card

We have changed the colour of the letter C for Course on the racecards to match the lilac of the D. This will stand out better than the previous colour.

#	Horse
<input checked="" type="checkbox"/> 2 (1)	Major Power (IRE) ²¹ C
<input checked="" type="checkbox"/> 5 (12)	Red Cymbal ⁷ tbWS C D
<input checked="" type="checkbox"/> 8 (10)	Eacharn (IRE) ²¹ p C D

Proform Race Guides v2

3 – Three new tabs

There are three new tabs, which contain all the new features. They are positioned at the beginning of the current tabs.



HORSE FORM will show you the form of the currently selected horse from the race card at the top. When a race card is opened the first horse at the top of the list will be pre-selected and highlighted.

The horse form tab also contains three more sections for filters, trading / form benchmarks and horse details.

ALL FORM will show the form for every horse in the race.

The all form tab also contains a filter section.

SUMMARY will show a summary of benchmarks and filtered benchmarks for all horses in the race.

The summary tab also contains a filter section.

Proform Race Guides v2

4 – Horse Form Tab

Sections

#	Horse	Form (A/W)	PRB	Silks	Age	Wgt	Trainer
1 (7)	Lady Maura (IRE) ²¹	53-6	56%		3	9.12	J P Murtagh
9 (6)	Lazy Susan (IRE) ²⁸	8-50	45%		3	9.3	Richard John O'B
5 (11)	Briseuse De Coeur (IRE) ¹⁴ tp	6-3593	61%		3	9.6	Madeleine Tylicki
12 (4)	Sebs Star ¹²¹ b	702-	45%		3	8.11	John M Oxx
11 (9)	Amelia Jane (IRE) ¹¹²	84-	62%		3	8.13	W McCreery
10 (5)	Settle Me Down (IRE) ³⁵ t/v	5-9	38%		3	9.3	David Marnane
2 (12)	Myrcella (IRE) ¹⁴⁹		0%		3	9.11	P F McEnery
6 (1)	Lequinto (IRE) ³⁵	3	83%		3	9.4	D W O'Sullivan
8 (8)	Banchory (IRE) ⁴²	00-7	23%		3	9.3	Gillian Scott
7 (10)	Talking Tough (IRE) ¹⁴	0-50458	32%		3	9.4	Michael Mulvany
4 (2)	Kerry Blue (IRE) ⁸¹	076-	40%		3	9.7	Luke Comer
3 (3)	Lady Alcazar (IRE) ⁷⁷	90-4	44%		3	9.8	Thomas Cleary

When you select a horse on the race card at the top the entire row for the selected horse is highlighted.

If click on the horse form tab you will be presented with four sections.

[HORSE FORM](#)
[ALL FORM](#)
[SUMMARY](#)
[HORSE STATS](#)
[HORSE GOING](#)
[POS/NEG](#)
[PACE/DRAW](#)
[FATE OF FAVS](#)

FILTERS

Time Filters | **Horse Filters** | Race Filters

Number of Runs: Enter x runs

Date:
 30 days
 90 days
 6 months
 1 year
 2 years
 3 years
 4 years
 5 years

Filters

Used to filter form, more on these later.

TRADING DATA / HORSE FORM BENCHMARKS - Lady Maura

Form / Pace | In Running Avg / Dobbing & Trobbing

BM vs FL	W	P	R	W SR	WP SR	PRB	Form String	LR	PR	HR	P Tot	P Ave	Pace S
Benchmark	0	1	5	0.00	20.00	44.88	85536	0	1	4	2	0.40	HHHP
Filtered	0	1	5	0.00	20.00	44.88	85536	0	1	4	2	0.40	HHHP

Trading and Horse Form Benchmarks

Used to compare past form and trading data to filtered form and trading data, more on these later.

HORSE DETAILS - Lady Maura (IRE) 3yo (22/04/2017 b f)

Trainer: J P Murtagh | Owner: Mrs M Gittins
 Sire: Muhaarar (GB) | Dam: Mathuna (IRE)

Date	Spd (par)	P	DR	Course / Class / Type / Prize / Trav	Dist	Gng
2020-02-28	52 (-11)	H	6	Dund C5 3yo+ Mdn 7k 86mi	6f	Std
2019-10-25	62 (2)	P	6	Dund C4 2yo,80 Hcap-Nur 8k 86mi	5f	Std
2019-10-04	60 (1)	H	4	Dund C5 2yo Con 12k 86mi	5f	Std

Horse Details

Data about the horse you selected on the race card, more on these later.

and finally

Horse Form

A line of form for each run the horse has had.

Proform Race Guides v2

Sections – Expanding and Collapsing

To save space you can expand and collapse the Filters, Benchmarks and Horse Details sections by clicking on the heading to collapse and vice-versa. The expand and collapse settings will be remembered the next time you use the race guides.

When all three sections are collapsed you can see more horse form and the navigation tools underneath.

HORSE FORM | **ALL FORM** | **SUMMARY** | **HORSE STATS** | **HORSE GOING** | **PO NE**

FILTERS

TRADING DATA / HORSE FORM BENCHMARKS – Lady Maura

HORSE DETAILS – Lady Maura (IRE) 3yo (22/04/2017 b f)

Date	Spd (par)	P	DR	Course / Class / Type / Prize
2020-02-28	52 (-11)	H	6	Dund C5 3yo+ Mdn 7k 86mi
2019-10-25	62 (2)	P	6	Dund C4 2yo,80 Hcap-Nur 8k
2019-10-04	60 (1)	H	4	Dund C5 2yo Con 12k 86mi
2019-09-18	52 (-9)	H	4	Naas C4 2yo Mdn 10k 17mi
2019-07-21	33 (-28)	H	1	Curr C4 2yo Mdn-Fil 10k 3mi

20 | « < 1 > »

Navigation Tool

The navigation tools allow you to decide on how many lines of form you see before it is presented in pages.

You can choose 10, 20, 30, 50, 100 or 200 lines of form and this setting will be remembered the next time you use the race guides.

Proform Race Guides v2

Columns Descriptions

There are many columns in the horse form tab and most have tooltips, can be hidden, moved and sorted descending or ascending.

Lets first run through each column heading and what data it contains, in blocks from left to right with the fields in their default order.

The date column is fixed so that when you scroll sideways the date remains fixed, so you know which line of form you are looking at.

Date, Speed, Pace, Draw and Race Type

Date	Spd (par)	P	DR	Course / Class / Type / Prize / Trav
2020-02-06	69 (6)	H	4	Newc C5 4yo+,75 Hcap-App 3k 46mi

Date of the race

Speed Rating achieved and in brackets how much above or below class par (negative=below par)

**Pace Abbreviations
L=Led,
P= Prominent,
H=Held Up**

Draw

Course, race class, age type of race, classifications of race, prize money and distance travelled to the course.

Distance, Going, Weight / Headgear, Official Rating and Finishing Position

Dist	Gng	Wgt/ HG	OR	Pos/ Ran / Dist/ Winner/Runner-Up / Wgt
1m	Std	9-8	68	1/9 by 2.25l Lady Alavesa 9-4

Race distance (rounded)

Going abbreviation

Weight carried and any headgear

Official rating

Finishing position / number of runners.
If the horse won then by how far and which horse it beat into 2nd and the weight that horse carried.
If the horse didn't win then by how far it was beaten, the horse who won the race and the weight it carried.

Proform Race Guides v2

Percentage of rivals beaten, Jockey, Trainer (14/28/56 day PRBs) and SP (Price Movements)

PRB	Jockey	Trainer (14/28/56 Day PRBs)	SP (Price Movements)
100%	Rowan Scott	Sharon Watt (37%) (0% / 60% / 53%)	6/1 (8/1 - 8/1 - 8/1)

Percentage of rivals beaten in this race

Jockey Name

Trainer then in brackets their overall percentage of rivals beaten in the last 5 years (will be a shorter period if they have been training less than 5 years).

Underneath from left to right are the trainers percentage of rivals beaten in the last 14, 28 and 56 days.

All %'s are colour coded green (good), amber and red (poor).

The industry SP of the horse.

Underneath from left to right, the evening (8.30pm), breakfast (7.30am) and morning (10.30am) prices from bookmakers with a green arrow for dropping in price and red for increasing in price.

Betfair SP and Place SP, High and Low In Running Price, Percentage and Ticks

BSP (Place)	High (Th) / Low (Tl) (%H / %L)
8.50 (2.70)	8.40 (0) / - (-1.18% / -)
7.66 (3.36)	- / 4.80 (20) (- / -37.34%)

**Betfair SP
(Betfair Place SP)**

For winning lines of form this will show the high in running price (number of ticks higher than BSP) Underneath the % higher in running.

For losing lines of form it will be the low in running price (how many ticks lower in running) Underneath the % lower in running.

**NOTE: These data fields are colour coded.
Gold if the horse trobbed.
Green if the horse dobbed and Red if it did neither.**

Proform Race Guides v2

Course, Distance, Class, Going, Race Type, Runners, Official Rating and Weight

This section shows a comparison to today's race conditions for each line of form. We have split it into two to fit in the explanations.

C	D	Cl	G
✓	-	1	✓
-	1	1	✓
✓	-	1	✓

NOTE: These data fields are colour coded. Gold if the horse trobbed. Green if the horse dobbed and Red if it did neither.

A green tick if this line of form was on going the same as today's.

A green tick if this line of form was at today's course

Form at today's distance within 1/2 furlong either side. Blue if longer trip and negative red if shorter.

The difference in class of this line of form to today's race. Blue if down in class and negative red if up in class.

RT	R	O	W
✓	✓	-	6
✓	✓	-	6
✓	✓	-	11

NOTE: These data fields are colour coded. Gold if the horse trobbed. Green if the horse dobbed and Red if it did neither.

The difference up and down in weight in pounds of this race compared to today's. Blue if higher and negative red if lower.

A green tick if this line of form was the same race type as today's.

A green tick if this race was within 25% today's number of runners.

The difference up and down in official ratings of this race compared to today's. Blue if higher and negative red if lower.

Proform Race Guides v2

Runs, Wins, Places, Win Strike Rate, Win/Place Strike Rate, A/E, PRB

This section shows how this line of form is working out. Future Form.

R	W	P	W SR	WP SR	AE	PRB
3	0	0	0.00%	0.00%	0.00	44.70%
15	2	4	13.33%	40.00%	0.92	57.25%
15	0	4	0.00%	26.67%	0.00	47.43%

NOTE: This section is colour coded using the percentage of rivals beaten figure.

Green is good, so the race is working out well.

Amber is neutral.

Red is poor.

Number of runners, winners and placed horses since this race was run

Win Strike Rate

Win & Place Strike Rate

Actual over Expected winners

Percentage of rivals beaten

Proform Race Guides v2

Tooltips

If you hover your mouse over various fields tooltips will appear, they are

Field Name	Tooltip Description
Date	Full race name and sponsor displayed.
Spd (par)	Class par figure for this race.
P	Full description of pace type.
Course /	Full course name, direction and characteristics.
Dist	Full race distance in miles, furlongs and yards.
Gng	Full going description.
Wgt/HG	Field explanation.
Pos / Ran /	Full in running comment for this race.
PRB	Field explanation.
Trainer	Explanation of the values under the trainer name.
SP	Explanation of the values under the SP.
C	Field explanation.
D	Field explanation.
CL	Field explanation.
G	Field explanation.
RT	Field explanation.
R	Field explanation.
O	Field explanation.
W	Field explanation.
R	Field explanation.
W	Field explanation.
P	Field explanation.
W SR	Field explanation.
WP SR	Field explanation.
AE	Field explanation.
PRB	Field explanation.

Tooltips can be turned off in [preferences](#).

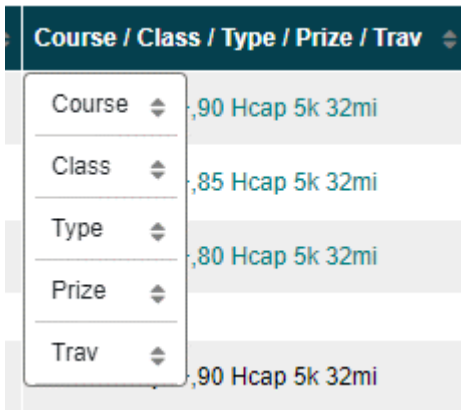
Proform Race Guides v2

Sorting columns

You can sort columns ascending or descending.

Columns with more than one piece of data will allow more than one sorting choice.

To sort a column just click on the heading and a small pop-up will appear allowing you to choose the field to sort on



To reverse the sort just click the same heading again and then the same field again.

Your sorting choice is remembered at a user level.

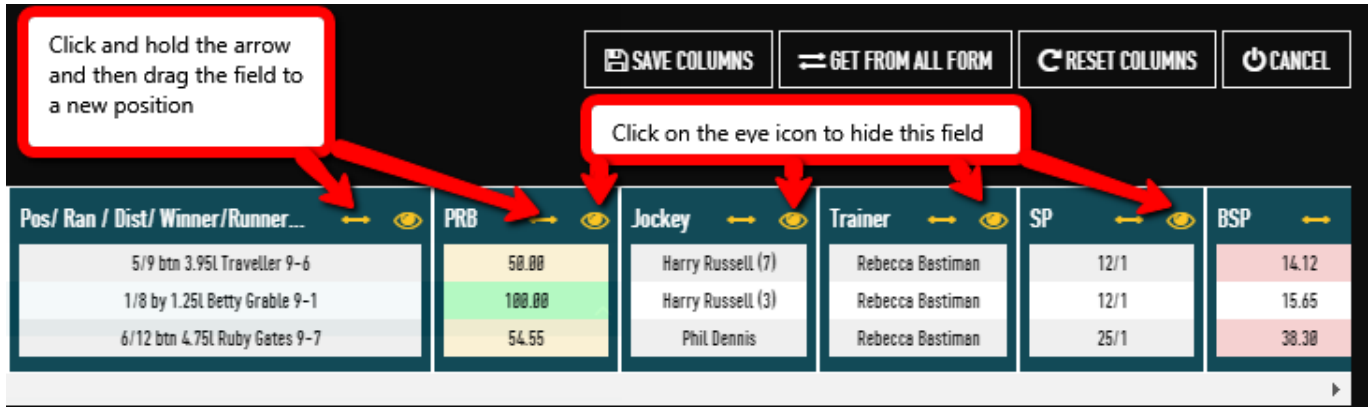
Proform Race Guides v2

Moving and hiding columns

You can customise the field order and hide fields in the horse form tab using the edit columns button at the end of the horse details heading bar

 EDIT COLUMNS 


Click on Edit columns and you will see a new screen



Click and hold the arrow and then drag the field to a new position

Click on the eye icon to hide this field

Pos/ Ran / Dist/ Winner/Runner...	PRB	Jockey	Trainer	SP	BSP
5/9 btn 3.95L Traveller 9-6	50.00	Harry Russell (7)	Rebecca Bestiman	12/1	14.12
1/8 by 1.25L Betty Grable 9-1	100.00	Harry Russell (3)	Rebecca Bestiman	12/1	15.65
6/12 btn 4.75L Ruby Gates 9-7	54.55	Phil Dennis	Rebecca Bestiman	25/1	38.30

You can move columns by clicking on the  and holding the mouse button and then dragging it sideways.

You can hide and show fields by clicking the eye icon  on and off.

The buttons on the top allow you to:-

 SAVE COLUMNS

Save your changes

 GET FROM ALL FORM

Copy the column layout over from the All Form tab.

 RESET COLUMNS

Reset all columns back to default settings.

 CANCEL

Cancel the changes you are making.

Proform Race Guides v2

Important data changes

On the horse form tab between some form lines you can see various important data changes, such as -

- First Time Head Gear
- Travelled A Long Distance to the Course
- Returned from A Break
- Change of Trainer
- Gelded First Run

They are displayed like this

11-2	147	3/4 btn 3.25l Rashaan 11-2	33%	David Mullins	Henry De Bromhead (58%) (70% / 68% / 68%)	(11/4)
<div style="display: flex; justify-content: space-around; align-items: center;"> --- 192 Day Break --- --- Travelled 216 to run --- --- Trainer Switch W P Mullins to Henry De Bromhead --- </div>						
11-12	151	2/6 btn 0.5l Don't Touch It 11-12	80%	Bryan Cooper	W P Mullins (65%) (73% / 60% / 59%)	(4/1)
11-4	144	2/11 btn 0.3l Buveur D'air 11-4	90%	David Mullins	W P Mullins (65%) (59% / 57% / 60%)	(25/1)
11-7 h	144	8/14 btn 15.05l Altior 11-7	46%	David Mullins	W P Mullins (65%) (74% / 70% / 65%)	
11-7 h	0	3/9 btn 1.5l Long Dog 11-10	75%	Jacques Ricou	W P Mullins (65%) (71% / 70% / 71%)	
11-7 h	0	1/18 by 3l Lofgren 11-2	100%	Bryan Cooper	W P Mullins (65%) (72% / 70% / 65%)	
<div style="display: flex; justify-content: space-around; align-items: center;"> --- 212 Day Break --- --- Trainer Switch Gordon Elliott to W P Mullins --- </div>						
11-4 h1	0	1/22 by 6.5l Policy Breach 11-1	100%	Mr J J Codd	Gordon Elliott (56%) (57% / 58% / 62%)	
<div style="display: flex; justify-content: space-around; align-items: center;"> --- 1st Time Hood --- </div>						

You can turn these off in [preferences](#) if you do not wish to see them.

Proform Race Guides v2

5 – All Form

Columns Descriptions

The all form column descriptions are the same as the [horse form column descriptions](#) in the horse form tab apart from one extra field at the beginning for horse name which is a static field i.e. when you scroll sideways the horse name remains fixed so you know which horse you are looking at.

Tooltips

The all form tooltips are the same as the [horse form tooltips](#).

Sorting columns

You can sort columns in the same way you can [sort columns on the horse form tab](#).

Moving and hiding columns

You can customise the field order and hide fields in the all form tab using the edit columns button at the end of the filter heading bar



You can move and hide columns on the all form tab in the same way [columns can be moved and hidden on the horse form tab](#).

The only difference is you can copy the settings from the horse tab using this button



Proform Race Guides v2

6 – Horse Details

The horse details section can be collapsed or expanded by clicking on the heading bar.

On the heading bar we display the following

Horse Name (Country of Breeding) Age (Foaling date Colour Sex)

HORSE DETAILS - Maxed Out King (IRE) 12yo (04/05/2008 ch g)			  EDIT COLUMNS 
Trainer: Sue Smith	Owner: Mrs S Smith	Jockey: Danny Cook	
Sire: Desert King (IRE)	Dam: Lady Max (IRE)	Dam's Sire: Mandalus (IRE)	

When expanded you can see the current trainer, current owner, today's jockey, sire, dam and damsire.

Proform Race Guides v2

7 – Filters

You can expand and collapse the filters section by clicking on the heading bar.

There are three tabs within the filter section grouping different types of form filters together. These are time, horse and race filters.

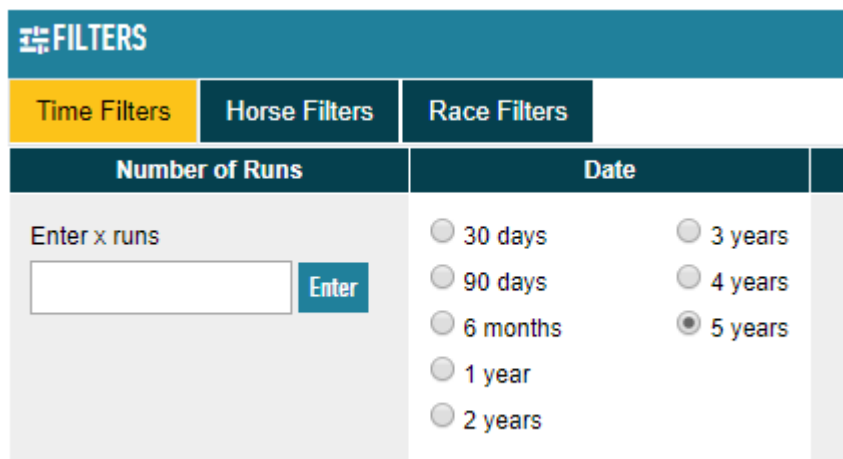
Filters can be combined, and any filters with tick boxes allow multiple choices.

Which areas do the filters affect?

The filters are used to

- Filter form on the horse form and all form tabs,
- Filter the trading data and benchmark data section on the horse form tab and
- Filter the trading data and benchmarks on the summary tab.

Time Filters



FILTERS		
Time Filters	Horse Filters	Race Filters
Number of Runs	Date	
Enter x runs <input type="text"/> <input type="button" value="Enter"/>	<input type="radio"/> 30 days	<input type="radio"/> 3 years
	<input type="radio"/> 90 days	<input type="radio"/> 4 years
	<input type="radio"/> 6 months	<input checked="" type="radio"/> 5 years
	<input type="radio"/> 1 year	
	<input type="radio"/> 2 years	

There are two types of time filters and you can combine them.

Number of Runs

You can filter by x number of runs. Enter the number of runs and click on the enter button to filter form for the most recent x number of runs.

Date

You can filter by various time periods from last 30 days form to last 5 years (default).

Proform Race Guides v2

Horse Filters

There are eight types of horse filters.

We have split them into two groups of four for ease of explanation.

The first four are

The screenshot shows a 'FILTERS' header with three tabs: 'Time Filters', 'Horse Filters' (highlighted in yellow), and 'Race Filters'. Below the tabs are four filter categories: 'Finishing Position', 'Speed Rating', 'Par', and 'DSLRL'. 'Finishing Position' has radio buttons for 'All', 'Wins', 'Places', 'Wins & Places', and 'Unplaced'. 'Speed Rating' has radio buttons for 'All' and 'From', with input fields for '0' and '100' and an 'Enter' button. 'Par' has radio buttons for 'All', 'Par or better', and 'Lower than par'. 'DSLRL' has checkboxes for 'All', '29-42', '0-7', '43-56', '8-14', '57-90', '15-21', '91-150', '22-28', and '150+'.

Finishing Position

You can choose to filter form from one of five options,

All form (default), winning form, placed form, wins and placed form and unplaced form.

Speed Rating

Use the speed rating filter to restrict form by speed rating achieved.

Default is all or you can enter a low and high speed rating value and click the Enter button to apply.

Par

You can quickly filter form to just form lines that have a speed figure above class par or better or lower than class par or worse.

DSLRL

You can choose one or many days since last run filters by ticking one or more tick boxes.

Proform Race Guides v2

The second four are

Headgear	Travelled	Draw	Trading
Enter a headgear filter string <input type="text"/> <input type="button" value="Enter"/>	<input checked="" type="checkbox"/> All <input type="checkbox"/> 51-100 <input type="checkbox"/> 0 <input type="checkbox"/> 101-200 <input type="checkbox"/> 1-10 <input type="checkbox"/> 201-250 <input type="checkbox"/> 11-20 <input type="checkbox"/> 251-300 <input type="checkbox"/> 21-50 <input type="checkbox"/> 301+	<input checked="" type="checkbox"/> All <input type="checkbox"/> 17-20 <input type="checkbox"/> 1-4 <input type="checkbox"/> 21+ <input type="checkbox"/> 5-8 <input type="checkbox"/> 9-12 <input type="checkbox"/> 13-16	<input checked="" type="radio"/> All <input type="radio"/> Dobbed <input type="radio"/> Trobbed <input type="radio"/> Both

Headgear

You can enter any characters that form the headgear to filter form, i.e.:

Enter a 1 and you will only see form lines when a horse was wearing some kind of 1st time headgear.

Enter b and you would only see form lines when horses wore blinkers.

(NOTE: Wind surgery notifications are in the headgear field and denoted with the abbreviation WS)

Travelled

This is filter is for distance travelled to the course from their stable. You can choose one or many travelled distance ranges to filter on.

Draw

We have split the draw (stall) into groups of four. You can choose one or many to filter on and the form of horses will be filtered to the draw numbers chosen

Trading

This section allows you to filter form lines depending on how they traded.

You can filter form to show only form lines when a horse dobbed in a race or when they trobbed in a race or both.

(NOTE: A horse dobbs when it drops 50% or lower than it's Betfair SP in-running and Trobs when it drops 66% or lower than it's Betfair SP in-running)

Proform Race Guides v2

Race Filters

There are eight types of race filter.

We have split them into two groups of four for ease of explanation.

The first four are

FILTERS						
Time Filters		Horse Filters		Race Filters		
Match this race		Type		Handicaps		No of Runners
<input checked="" type="checkbox"/> All	<input type="checkbox"/> Class	<input checked="" type="checkbox"/> All	<input type="checkbox"/> Hurdle	<input checked="" type="radio"/> All	<input checked="" type="checkbox"/> All	<input type="checkbox"/> 17-20
<input type="checkbox"/> Course	<input type="checkbox"/> Direction	<input type="checkbox"/> Turf	<input type="checkbox"/> NHF	<input type="radio"/> Hcap	<input type="checkbox"/> 1-4	<input type="checkbox"/> 21+
<input type="checkbox"/> Race Type	<input type="checkbox"/> Runners	<input type="checkbox"/> A/W	<input type="checkbox"/> All Jumps	<input type="radio"/> Non-Hcap	<input type="checkbox"/> 5-8	
<input type="checkbox"/> Distance	<input type="checkbox"/> Trainer	<input type="checkbox"/> All Flat			<input type="checkbox"/> 9-12	
<input type="checkbox"/> Going	<input type="checkbox"/> Jockey	<input type="checkbox"/> Chase			<input type="checkbox"/> 13-16	

Match this race

This section allows you to filter conditions that match or closely match today's race and you can choose one or more.

- Course – Form lines which don't match today's course will be filtered out.
- Race Type – Only form lines which match today's race type will be shown.
- Distance – Form lines which don't match *close to* today's distance will be filtered out.
- Going – Only form lines which match today's going will be shown.
- Class – Form lines which don't match today's race class will be filtered out.
- Direction – Form lines not matching today's course direction, left or right will be filtered out.
- Runners – Form lines with a number of runners within 25% of today's number of runners will be shown.
- Trainer – Only form lines with the same trainer as today will be shown.
- Jockey – Only form lines with the same jockey as today will be shown.

Type

You can filter on one or more race types.

Handicaps

You can filter on just handciap races, non handicaps or all (default)

No of Runners

We have split numbers of runners into groups of four and you tick one or more to filter on.

Proform Race Guides v2

The second four are

Going		Class		Distance		Course Char
<input checked="" type="checkbox"/> All	<input type="checkbox"/> Fm	<input checked="" type="checkbox"/> All	<input type="checkbox"/> 5	<input checked="" type="checkbox"/> All	<input type="checkbox"/> 1m4f-1m6f	<input checked="" type="checkbox"/> All
<input type="checkbox"/> Hvy	<input type="checkbox"/> Hrd	<input type="checkbox"/> 1	<input type="checkbox"/> 6	<input type="checkbox"/> 5f-6f	<input type="checkbox"/> 1m6f-2m	<input type="checkbox"/> Easy
<input type="checkbox"/> Sft	<input type="checkbox"/> Slw	<input type="checkbox"/> 2	<input type="checkbox"/> 7	<input type="checkbox"/> 7f-1m	<input type="checkbox"/> 2m-2m4f	<input type="checkbox"/> Galloping
<input type="checkbox"/> Gs	<input type="checkbox"/> Std	<input type="checkbox"/> 3		<input type="checkbox"/> 1m-1m2f	<input type="checkbox"/> 2m4f-3m	<input type="checkbox"/> Undulating
<input type="checkbox"/> Gd	<input type="checkbox"/> Fst	<input type="checkbox"/> 4		<input type="checkbox"/> 1m2f-1m4f	<input type="checkbox"/> 3m-3m4f	<input type="checkbox"/> Sharp
<input type="checkbox"/> Gf					<input type="checkbox"/> 3m4f+	<input type="checkbox"/> Stiff

Going

We have abbreviated the different going descriptions you can filter on and you choose one or more.

Hvy = Heavy

Sft = Soft

Gs = Good to Soft

Gd = Good

Gf = Good to Firm

Fm = Firm

Hrd = Hard

Slw = Slow

Std = Standard

Fst = Fast

Class

You can choose one race class or many to filter on.

Distance

We have split the distances into ranges. You can filter on one or more.

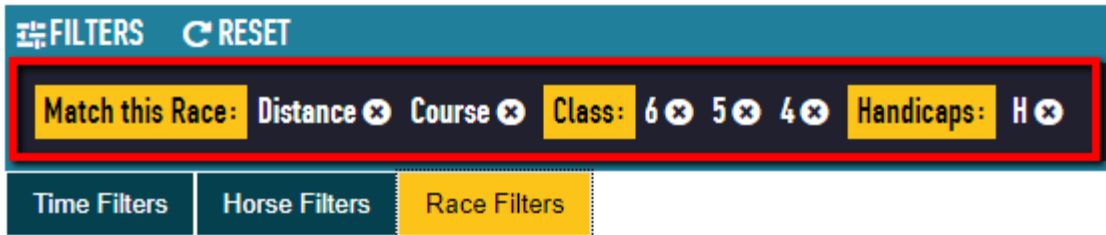
Course Characteristics


You can filter on five different course characteristics and you can choose more than one.


Proform Race Guides v2

Viewing, Removing and Resetting Filters

When you start selecting filters they begin to build up under the filter heading bar.



You can then remove individual filters by clicking on the  next to each filter.

Alternatively, you can remove all filters by clicking the reset button. 

Proform Race Guides v2

8 – Trading Data / Horse Form Benchmarks

Overview

This improvement to the race guides is extremely powerful!

It allows you to see a benchmark of data for horse form and trading metrics and then use filters to narrow down the form lines of a horse and then see a filtered comparison of horse form and trading metrics.

What this means in simple terms is you can find the conditions that a horse will have its best chance of winning under and/or it's best chance of trading well, or for that matter trading poorly.

A typical starting screen for any given horse would be screen:-

TRADING DATA / HORSE FORM BENCHMARKS – Maxed Out King														
Form / Pace		In Running Avg / Dobbing & Trobbing												
BM vs FL	W	P	R	W SR	WP SR	PRB	Form String	LR	PR	HR	P Tot	P Ave	Pace String	
Benchmark	4	3	17	23.53	41.18	57.89	80113136570613323	8	8	1	48	2.82	PPLLLLPPLPPHLLPL	
Filtered	4	3	17	23.53	41.18	57.89	80113136570613323	8	8	1	48	2.82	PPLLLLPPLPPHLLPL	

First thing to notice is there are two section headings, *Form / Pace* and *In Running Avg / Dobbing & Trobbing*

Each section contains various data fields and two lines

The first is a benchmark used for comparison and represents (in the image above) the last 5 years form (if the horse has 5 years form) for the selected horse, showing the fields discussed below.

The second line in the image above, labelled *Filtered*, is currently the same as the benchmark because no filters are turned on, but once they are it will be a filtered version of the data fields, like below.

TRADING DATA / HORSE FORM BENCHMARKS – Maxed Out King														
Form / Pace		In Running Avg / Dobbing & Trobbing												
BM vs FL	W	P	R	W SR	WP SR	PRB	Form String	LR	PR	HR	P Tot	P Ave	Pace String	
Benchmark	4	3	17	23.53	41.18	57.89	80113136570613323	8	8	1	48	2.82	PPLLLLPPLPPHLLPL	
Filtered	3	0	5	60.00	60.00	70.91	11061	2	2	1	12	2.40	LLPHP	

You can see we have filtered the form to just runs at today's course, which has filtered the second line and colour coded the results (more on that later).

We will now move onto explaining all the columns in both sections.

Proform Race Guides v2

Form / Pace - Columns Descriptions and Colour Coding

FILTERS RESET														
Match this Race: Course														
TRADING DATA / HORSE FORM BENCHMARKS - Maxed Out King														
Form / Pace		In Running Avg / Dobbing & Trobbing												
BM vs FL	W	P	R	W SR	WP SR	PRB	Form String	LR	PR	HR	P Tot	P Ave	Pace String	
Benchmark	4	3	17	23.53	41.18	57.89	80113136570613323	8	8	1	48	2.82	PLLLLPPLPPHLLPL	
Filtered	3	0	5	60.00	60.00	70.91	11061	2	2	1	12	2.40	LLPHP	

Here is a run-down of the fields and descriptions.

- W The number of wins.
- P The number of placed runs.
- R The number of runs.
- W SR The win strike rate %.
- WP SR The win and place strike rate %.
- PRB The percentage of rivals beaten.
- Form String The form figures (most recent on right). Wins are coloured blue.
- LR The number of times the horse LED early in a race.
- PR The number of times the horse was PROMINENT early in a race.
- HR The number of times the horse was HELD UP early in a race.
- P Tot The total pace points of the LR, PR and HR, given values of 4 for LED, 2 for PROMINENT and 0 for HELD UP
- P Ave The average of the total pace points, which is (P Tot) divided by number of runs (R).
- Pace String The pace abbreviation for each run (most recent on right). Wins are coloured blue.

Colour Coding

Form

The form section of the filtered line (W to PRB) will be colour GREEN if the filtered PRB figure is higher than the benchmark PRB figure, no colour if the same and RED if a lower value.

This will help you identify which filters show stronger patterns (GREEN) or weaker patterns (RED).

Pace

The pace section (LR to P Ave) will be GREEN if the filtered P Ave is greater than the benchmark P Ave, no colour if the same and RED if a lower value.

This will help you determine which conditions the horse may be more likely to lead in (GREEN) or be held up in (RED).

Proform Race Guides v2

In Running Avg / Dobbing & Trobbing- Columns Descriptions and Colour Coding
 We will split this into two halves.

In Running Averages section.

BM vs FL	Betfair		All Runs - Lows			Non Winning Runs - Lows			All Runs - Highs			Winning Runs - Highs		
	SP	Place SP	Low	Tick	%	Low	Tick	%	High	Tick	%	High	Tick	%
Benchmark	14.77	3.78	6.50	72.29	-51.24	8.19	43.31	-44.05	766.25	121.29	12226.42	6.58	10.50	20.92
Filtered	16.16	5.18	7.71	109.00	-59.22	17.75	9.50	-30.99	404.68	53.40	1629.04	7.80	12.33	26.84

Here is a run-down of the fields and descriptions.

Betfair

SP		This is the average Betfair SP.
Colour Coding		The filtered value will be GREEN if the average is lower than the benchmark, no colour if the same and RED if higher.
Place SP		This is the average Betfair Place SP.
Colour Coding		The filtered value will be GREEN if the average is lower than the benchmark, no colour if the same and RED if higher.

All Runs - Lows

Low		The average in running low price for ALL runs.
Tick		The average ticks lower in running for ALL runs.
%		The average percentage drop in running for ALL runs.
Colour Coding		If the filtered ticks lower is higher than the benchmark then Low, Tick and % will be GREEN, no colour if the same and RED if higher.

Non -Winning Runs - Lows

		<i>Using non-winning runs can give you a clearer picture of which conditions a horse may trade well under, because it is not skewed by winning in running prices.</i>
Low		The average in running low price for NON-WINNING runs.
Tick		The average ticks lower in running for NON-WINNING runs.
%		The average percentage drop in running for NON-WINNING runs.
Colour Coding		If the filtered ticks lower is higher than the benchmark then Low, Tick and % will be GREEN, no colour if the same and RED if higher.

All Runs - Highs

High		The average in running high price for ALL runs.
Tick		The average ticks higher in running for ALL runs.
%		The average percentage increase in running for ALL runs.
Colour Coding		If the filtered ticks higher are higher than the benchmark then high, Tick and % will be GREEN, no colour if the same and RED if higher.

Winning Runs - Highs

		<i>Using winning runs will help paint a clearer picture when looking for Lay2Backs, because you need to know if a horse goes onto win that it still trades higher in running.</i>
High		The average in running high price for WINNING runs.
Tick		The average ticks higher in running for WINNING runs.
%		The average percentage increase in running for WINNING runs.
Colour Coding		If the filtered ticks higher are higher than the benchmark then high, Tick and % will be GREEN, no colour if the same and RED if higher.

Proform Race Guides v2

Dobbing & Trobbing

All Runs - Dobbing & Trobbing						Non Winning Runs - Dobbing & Trobbing					
Dobs/Runs	SR%	P/L	Trobs/Runs	SR%	P/L	Dobs/Runs	SR%	P/L	Trobs/Runs	SR%	P/L
10/17	58.82	50.00	6/17	35.29	8.00	6/13	46.15	-26.00	2/13	15.38	-144.00
4/5	80.00	56.00	3/5	60.00	74.00	1/2	50.00	-1.00	0/2	0.00	-40.00

All Runs - Dobbing & Trobbing

Dobs/Runs		The number of times the horse as dobbed from the number of runs.
SR%		The strike rate of those dobbs over runs.
P/L		The P/L if using £20 stakes for dobbing each one.
Colour Coding		The three data fields above will be GREEN if the ALL RUNS DOBBING P/L is positive, no colour if the same and RED if negative.
Trobs/Runs		The number of times the horse as trobbed from the number of runs.
SR%		The strike rate of those trobbs over runs.
P/L		The P/L if using £20 stakes for trobbing each one.
Colour Coding		The three data fields above will be GREEN if the ALL RUNS TROBBING P/L is positive, no colour if the same and RED if negative.

Non-Winning Runs - Dobbing & Trobbing

Using non-winning runs can give you a clearer picture of which conditions a horse may trade well under, because it is not skewed by winning in running prices.

Dobs/Runs		The number of times the horse as dobbed from the number of runs.
SR%		The strike rate of those dobbs over runs.
P/L		The P/L if using £20 stakes for dobbing each one.
Colour Coding		The three data fields above will be GREEN if the NON-WINNING RUNS DOBBING P/L is positive, no colour if the same and RED if negative.
Trobs/Runs		The number of times the horse as trobbed from the number of runs.
SR%		The strike rate of those trobbs over runs.
P/L		The P/L if using £20 stakes for trobbing each one.
Colour Coding		The three data fields above will be GREEN if the NON-WINNING RUNS TROBBING P/L is positive, no colour if the same and RED if negative.

Dobbing Explanation

Stands for double or bust. You back at £20 and lay at £40 at half (50% lower) of the odds.

Example: - Back odds 6.2, place £20. Then lay in running at odds of 3.1 for £40.
 If the horse does NOT drop to 3.1 or lower you lose £20.
 If the horse DOES drop to 3.1 or lower then you win £20 (minus commission).
 (it doesn't matter if the horse goes on to win or not)

Trobbing Explanation

Stands for treble or bust. You back at £20 and lay at £60 at a third (66% lower) of the odds.

Example: - Back odds 9.0, place £20. Then lay in running at odds of 3.0 for £60.
 If the horse does NOT drop to 3.0 or lower you lose £20.
 If the horse DOES drop to 3.0 or lower then you win £40 (minus commission).
 (it doesn't matter if the horse goes on to win or not)

Proform Race Guides v2

9 – Summary Tab

The summary tab contains all the Trading and Horse Form benchmark data from both the Form / Pace and In Running Avg / Dobbing & Trobbing sections from the horse tab BUT for every horse in the race.

They are affected by filters in the same way.

Columns Descriptions

The column descriptions match those in the Form / Pace and In Running Avg / Dobbing & Trobbing sections on the horse tab, barring the headings, which are slightly consolidated so that when hiding columns, you can still see both headings.

Betfair	Betfair	All	All	All	Nwin	Nwin	Nwin	All	All	All	Nwin	Nwin	Nwin	All	All	All	All	All	All	Nwin	Nwin	Nwin	Nwin	Nwin	Nwin	Nwin
SP	Place SP	Low	Tick	%	Low	Tick	%	High	Tick	%	High	Tick	%	Dobs/Runs	SR%	P/L	Trobs/Runs	SR%	P/L	Dobs/Runs	SR%	P/L	Trobs/Runs	SR%	P/L	

You can see that we have abbreviation Non-Winning to Nwin.

Sorting columns

You can sort columns in the same way you can [sort columns on the horse form tab](#).

Moving and hiding columns

You can customise the field order and hide fields in the summary tab using the edit columns button at the end of the filter heading bar



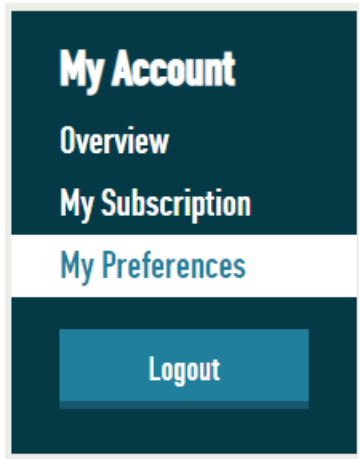
Proform Race Guides v2

10 – Preferences



On various heading bars you can get to the race guide preferences by clicking on the cog icon.

You can also get to the preferences from the my account area (top right of website) and then clicking on My Preferences



Clicking on the cog will open the preferences in a new browser window and you then have several options

Race Guide Settings

- Flip back to the Horse Form tab after changing a horse
- Show tooltips
- Odds format Fractional Decimal
- Show important data changes
 - First Time Head Gear
 - Travelled A Long Distance to the Course
 - Returned From A Break
 - Change of Trainer
 - Gelded First Run

Save

The default setting for clicking on a horse name in the race card is to flip the display back the horse form tab, however you can change this with the first setting on this page.

You can decide whether you wish to display hover over tooltips with the second option.

Using the third option you can change the odds display from fractions to decimals, which will affect the display of power rating odds on the race cards and the ISP and price movements displayed on Horse/All form tabs.

The final options allow you to change, which, if any of the important data changes are displayed when viewing data on the horse form tab.