

Proform Software Upgrade v1.9.1 Release Notes

Welcome to release 1.9.1 of the Proform Form Book and System Builder.

This version mainly contains the ability to analyse system returns to Best Odds Guaranteed with Bookmakers at Evening, Breakfast and Morning Prices, which is a very exciting addition.

Click on the links below to learn more about the changes in this release.

Contents

Proform Software Upgrade v1.9.1 Release Notes.....	1
Evening, Breakfast and Morning Prices.....	2
System Builder Query Returns	2
System Builder – Price Movements Tab.....	3
Section 1 – Query by Price	3
Section 2 – All Races or with/without non-runners	3
Section 3 – Steamers.....	4
Section 4 – Drifters.....	4
System Builder – Preferences	5
System Builder – Presentations	6
Exporting Prices	6
Prices on Results Screen in Data View	7
Analyse Power Rating Value Prices v Evening Prices.....	7
Auto Declaration Downloads	8
How the Race Worked Out – Small Change	8
Wind Op Status.....	8
System Start Date Restrictor	9
Last Time Out % Lower In Running Field.....	10
System Looper Tool	11

Evening, Breakfast and Morning Prices

This exciting new feature is a game changer in our opinion.

- We have added bookmaker prices at three points in time before a race.
- 8.30pm night before (called EVENING Price).
- 7.30am in the morning (called BREAKFAST Price).
- 10.30am in the morning (called MORNING Price).
- They are not best price, although of course sometimes they will be.
- The v1.9.1 upgrade will add these prices into the Proform database from 1st May 2016 onwards and will then auto update these with the results data each day.

Here is where you can see, query and export these prices.

System Builder Query Returns

- When you run any query in the system builder will now see 6 new output fields for the three prices and their respective ROI's, see image.

Runners	Winners	Win S/R	IV	P/L	Betfair	ROI Betfair	P/L to SP	ROI to SP	EP	ROI to EP	BP	ROI to BP	MP	ROI to MP	X Wins	A/E	Chi Scr	L
827	249	30.11	3.09	36.24	4.38	-17.41	-2.1	196.17	23.72	166.04	20.08	133.87	16.19	225.91	1.10	3.25		

- EP is the returns to Evening Price at Best Odds Guaranteed.
- ROI EP is the return on investment to EP.
- BP is the returns to Breakfast Price at Best Odds Guaranteed.
- ROI BP is the return on investment to BP.
- MP is the returns to Morning Price at Best Odds Guaranteed.
- ROI MP is the return on investment to MP.
- *NOTE: The returns do not consider any Rule 4's due to non-runners. In our experience the difference in profit will be between 10-30% lower at Evening Price. Less so at Breakfast and Morning price returns.*
- *NOTE: Best Odds Guaranteed explanation. If the starting price ends up higher than the odds you take, BOG bookmakers will pay out at the bigger price.*
- You can turn off the BOG calculation for these six outputs on the date tab, see image.

Race Date Filter

When ticked your system is enabled and qualifiers will be shown on the welcome screen

Restrict by years: 1997

Restrict by months: January

Restrict system to look at races from the past: Days

Turn OFF BOG Calculations
Untick to turn off BOG

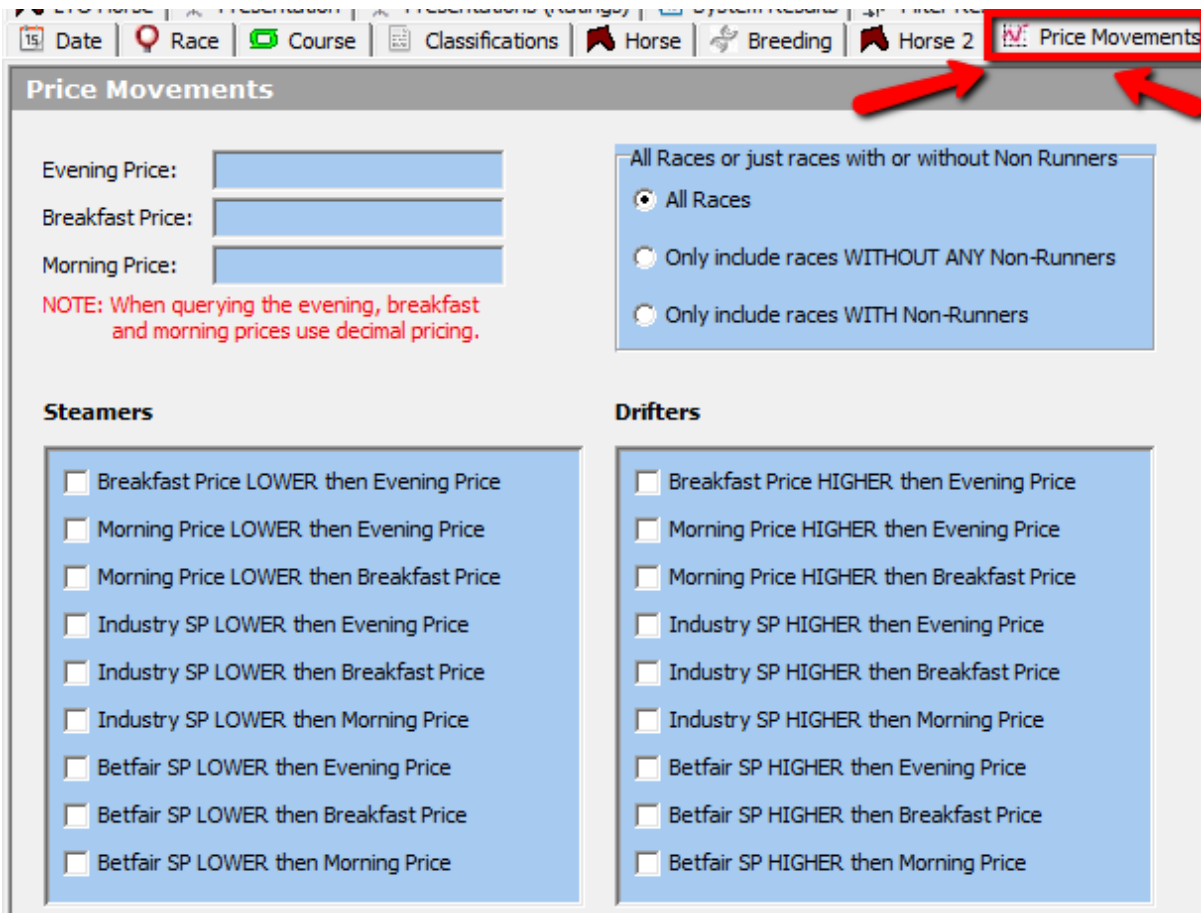
- When you run a system, you can see if you had BOG on or off on the status bar, see images
- *NOTE: The BOG ON/OFF tick is not saved with systems. It defaults to ON.*

Runners	Winners	Win S/R	IV	Bet
827	249	30.11	3.09	36.24

Runners	Winners	Win S/R	IV	Bet
827	249	30.11	3.09	36.24

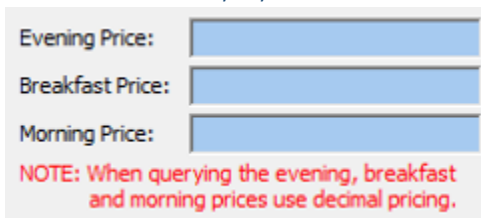
System Builder – Price Movements Tab

- There is a new tab in the system builder called Price Movements. See image.



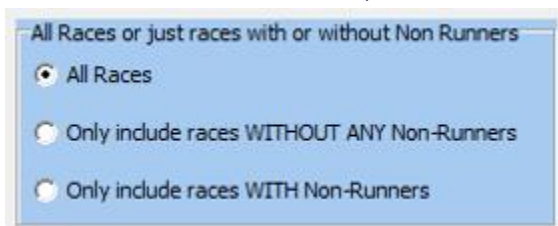
- Using these fields, you can run a multitude of queries against the bookmaker prices.
- We will run though them in four sections.

Section 1 – Query by Price



- You can run queries using any or all of the 3 prices.
- You enter the prices as decimals. i.e. 3/1 = 4.0.
- You can use operands >, <, >=, <= etc
- You can use the word AND i.e. >4.0 AND <10.0.

Section 2 – All Races or with/without non-runners



- You can restrict any queries to only look at races which did not have any non-runners or races which did have non-runners.
- The default setting is to use all races.
- This is a useful feature if you want to query bookmaker prices without any rule 4

adjustments. To do this you would click on the WITHOUT any non-runners radio button.

Section 3 – Steamers

Steamers

- Breakfast Price LOWER than Evening Price
- Morning Price LOWER than Evening Price
- Morning Price LOWER than Breakfast Price
- Industry SP LOWER than Evening Price
- Industry SP LOWER than Breakfast Price
- Industry SP LOWER than Morning Price
- Betfair SP LOWER than Evening Price
- Betfair SP LOWER than Breakfast Price
- Betfair SP LOWER than Morning Price

- You can use this section to query price movements lower from one price to another. i.e. Steamers.
- You can combine them by ticking more than one box.
- This feature is useful in many ways.
- One idea would be to look at trainers and see if they have more winners when the price steams.
- Use in conjunction with the WITHOUT non-runners feature to combat rule 4's.
- Use your imagination, try owners, jockeys, trn/jky combo's, sire on ground etc.

Section 4 – Drifters

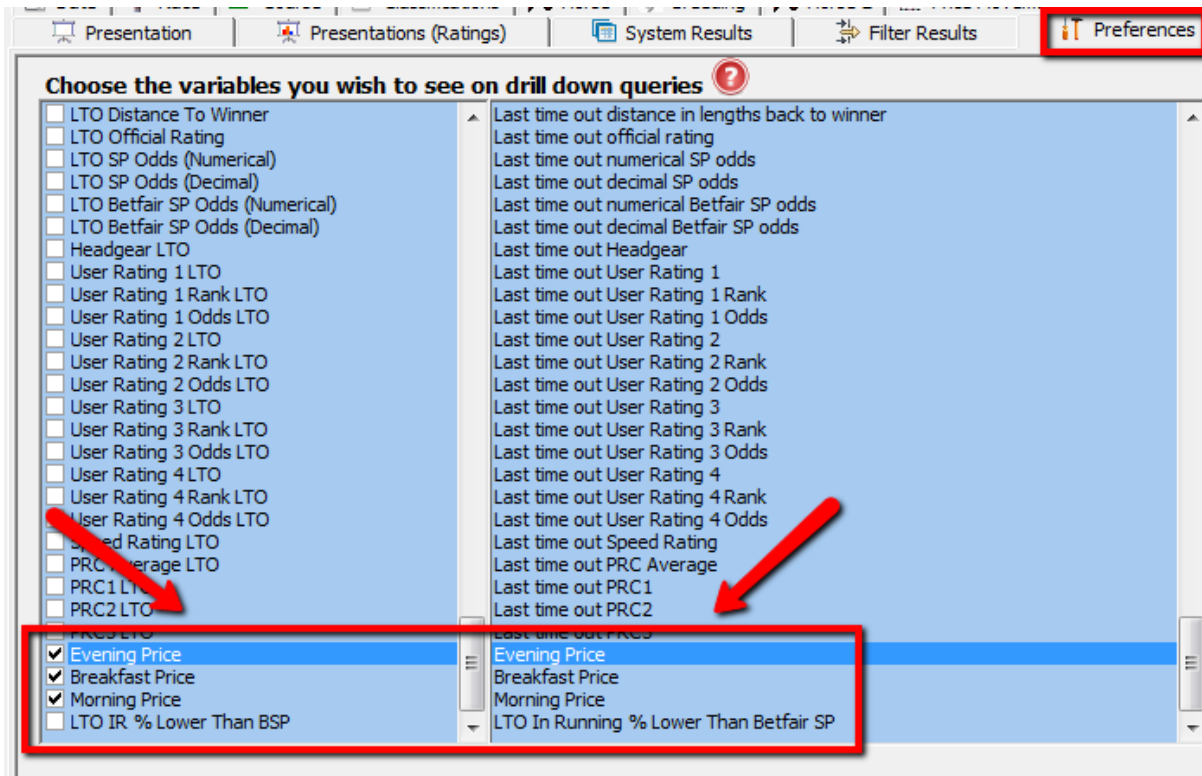
Drifters

- Breakfast Price HIGHER than Evening Price
- Morning Price HIGHER than Evening Price
- Morning Price HIGHER than Breakfast Price
- Industry SP HIGHER than Evening Price
- Industry SP HIGHER than Breakfast Price
- Industry SP HIGHER than Morning Price
- Betfair SP HIGHER than Evening Price
- Betfair SP HIGHER than Breakfast Price
- Betfair SP HIGHER than Morning Price

- This section is for price movements higher than another price, i.e. Drifters.
- You can combine them by ticking more than one box.
- This feature is useful to query the opposite of the what we explained above in the steamers section.

System Builder – Preferences

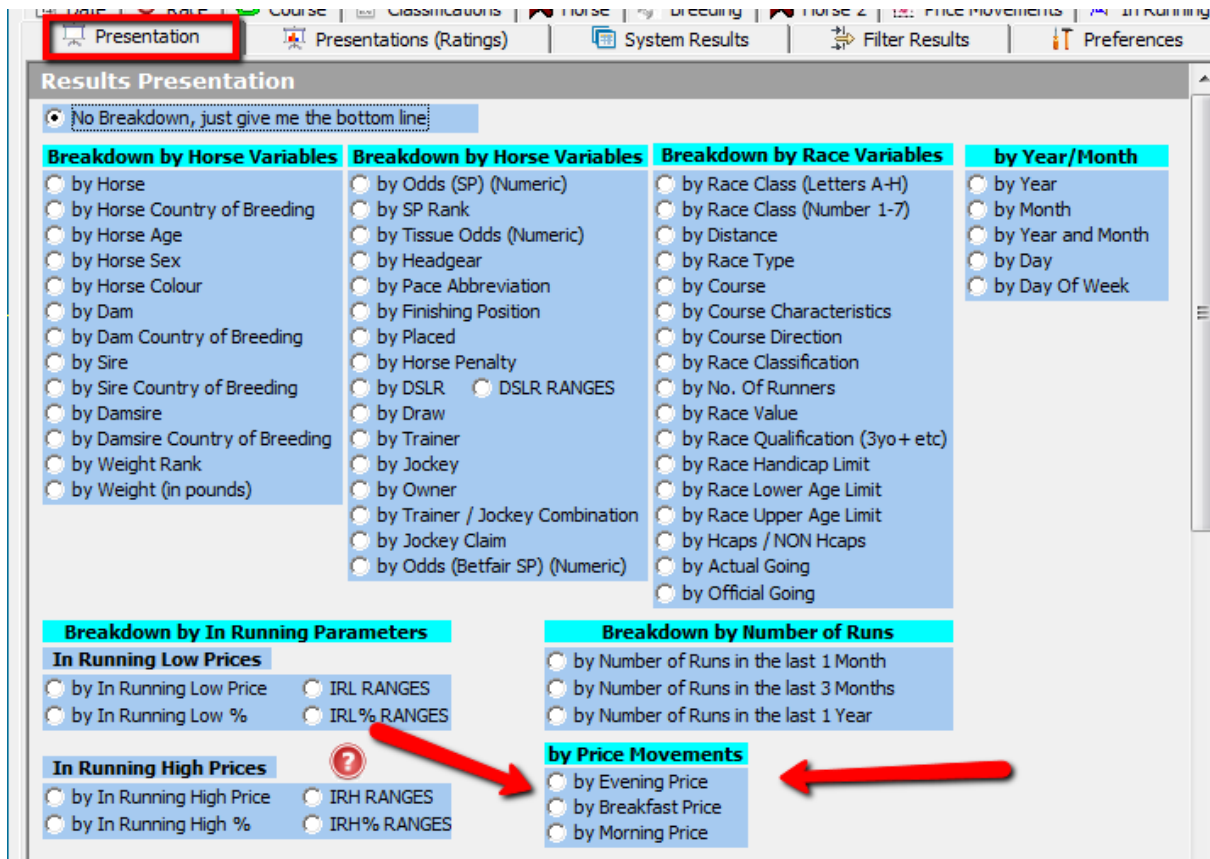
- You can add in the three prices so that they show up on drill down queries, see image.



- From any drill down screen you can then export in the normal way.

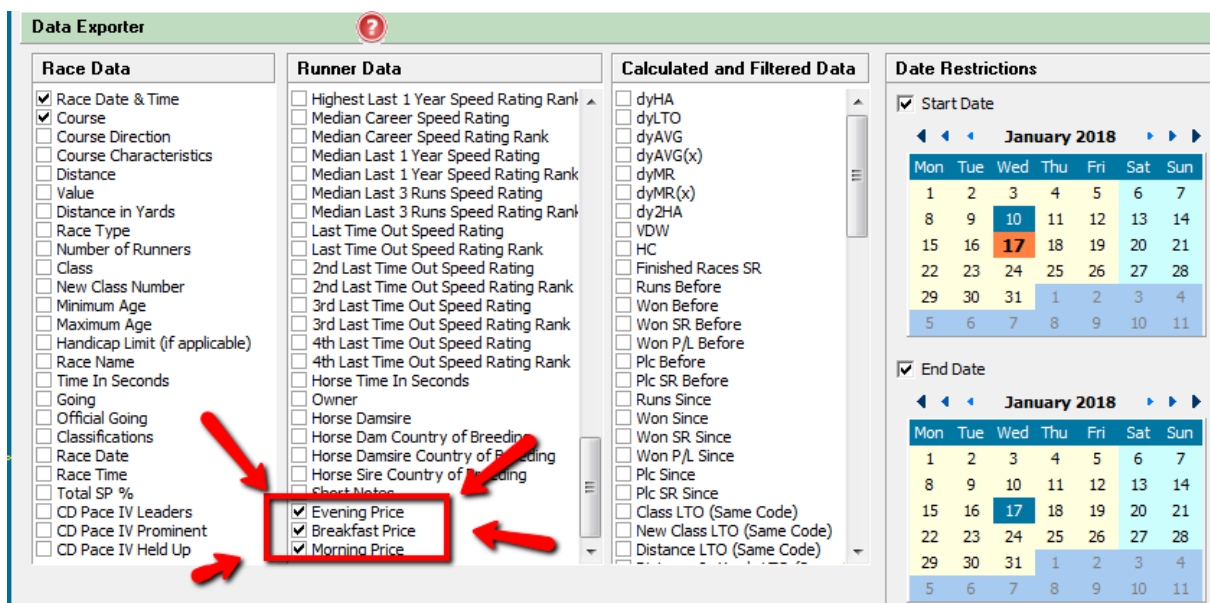
System Builder – Presentations

- You can present by any of the three prices from the presentation screen, see image.



Exporting Prices

- You can export the three prices using the export tool.
- The fields can be selected at the bottom of column two, see image.



Prices on Results Screen in Data View

- You can now see the evening, breakfast and morning prices when viewing results within the form book, see image.

Hereford (RH - Sharp / Undulating) (Tuesday 16 Jan 2018)
12:50 myracing.com Maiden Hurdle (Div 1) (Class G) (Class 5)
2m 3f 147y
Hurdle [New Class G / 5] Time: 297.90 Seconds Total SP 117.7

Pos#	Draw	Pac	Pace	Pace %	Dist To Winn	Horse	Dist To Next	Spd Rat	BSP	+/-	Odds	Evening Price	Breakfast Price	Morning Price
1	0	P	2	11.00	0	Rock My Style (IRE)	0	76	2.92	4.06	7/4 (F)	3.25	3.25	3.25
2	0	P	0		1.5	Sunset Showdown (IR	1.5	75	3.35	10.41	2/1 (2F)	2.75	3.00	3.00
3	0	H	4	22.00	8.5	Piton Pete (IRE)	7	73	5.30	2.08	4/1	3.75	4.00	4.00
4	0	P	10	56.00	35.5	Itsamanslife (IRE)	27	62	32.50	16.46	25/1	21.00	21.00	26.00
5	0	H	2	11.00	37	Touch Of Velvett	1.5	61	190.00	63.24	66/1	26.00	26.00	34.00
6	0	H	0		40.5	Sunday In The Park	3.5	59	19.51	31.76	12/1	13.00	12.00	11.00
7	0	H	0		79.5	Cold As Ice (FR)	39	44	13.50	24.21	9/1	12.00	12.00	15.00
8	0	H	0		103.5	The Final Whistle (IRE)	24	34	1000.00	89.46	100/1	101.00	101.00	101.00
9	0	P	0		103.8	Concealed Ambition (IR	0.3	34	1000.00	89.46	100/1	101.00	101.00	101.00
PU	0	H	0		-	Berlief Aramis	-	0	270.33	89.20	66/1	26.00	29.00	34.00
PU	0	L	0		-	Lake Washington (FR)	-	0	222.49	78.39	66/1	34.00	34.00	41.00

- They will be initially right at the end of the scrollable area. I have moved them on this screen shot.

Analyse Power Rating Value Prices v Evening Prices

- In this version you can query prices based on a comparison of the Power Rating forecast price -v- the Evening Price for value or NOT value.
- This is in the horse tab at the bottom, see image.

Ratings | Ratings (Speed & User) | LTO Race | LTO Course | LTO LTO Classifications | LTO LTO Horse

Presentation | Presentations (Ratings) | System Results | Filter Results | Preferences

Date | Race | Course | Classifications | **Horse** | Breeding | Horse 2 | Price Movements | In Running

Horse Comment does NOT Contain: [] and/or []

Value Prices (User Rating 1 Price -vs- BSP Price)
 Value Bets (UR1 < BSP) Margin of Error 0 % NOT Value Bets (UR1 > BSP)

Value Prices (User Rating 1 Price -vs- Evening Price)
 Value Bets (EvP < BSP) Margin of Error 0 % NOT Value Bets (Evp > BSP)

- You can choose to analyse value or not value and enter a margin of error percentage, if required.

Auto Declaration Downloads

- In this version the software will look for declaration and results download files automatically every hour.
- If any are found they will download and install.
- For this feature to work the Proform software needs to be open.

How the Race Worked Out – Small Change

- When in the form book and viewing how a race worked out it now doesn't show OR and Speed Ratings for the currently selected horse. See Image.

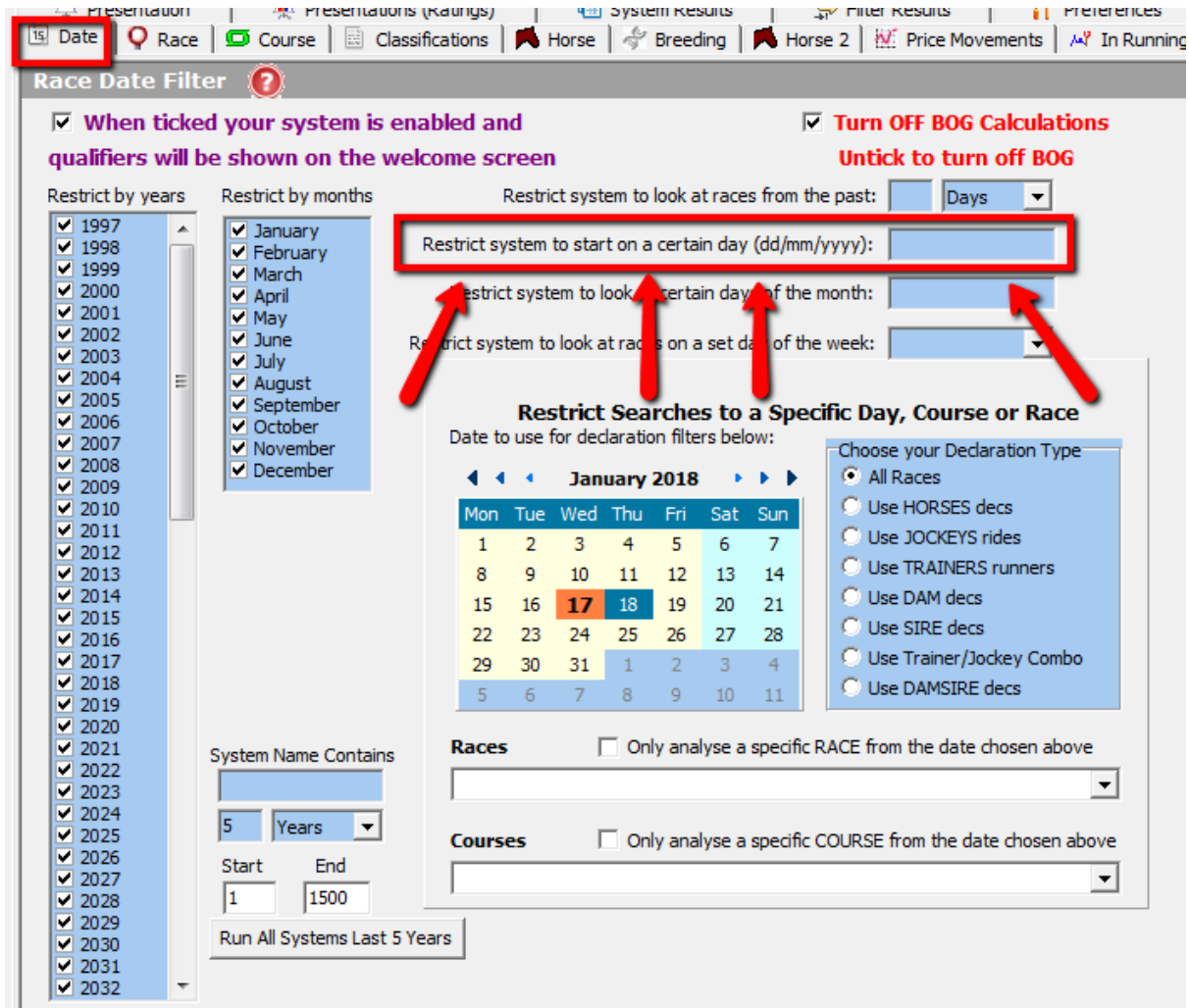


Wind Op Status

- From declarations on 19th January 2018 wind operations will need to be declared by trainers.
- We have added these to the headgear field.
- When the wind op is first declared the headgear field will contain the abbreviation **WS1**. This signifies that the horse is running for the first time after a wind operation.
- On the second run after a wind op it will show **WS2** and on the 3rd run after **WS3**.
- From the 4th run onwards it will just say **WS**.
- This will also be reflected in the race guides.
- Horses which have had a wind op prior to 19/01/2018 will not show WS unless they have another wind op.
- You can use the system builder to query the headgear field for wind op's, however it will take time to build up some back data.

System Start Date Restrictor

- We have added a new field to the date tab which will allow you to restrict the start date of the system. See image.



- You enter the date in the format shown (dd/mm/yyyy).
- When you run your system with a start date restriction in place the system results displayed will begin from that date onwards.
- This is useful if you want to check a system from a set starting point and particularly useful when querying the bookmaker prices because these started on 01/05/2016 so you can use this new field to restrict systems to start from that date.

Last Time Out % Lower In Running Field

- We have added a new field to the LTO Horse Tab to query the low in running percentage under exchange SP a horse went on its last run.

The screenshot shows the 'Last Time Out - Horse, Jockey and Trainer Filters' window. The 'LTO Horse' tab is selected. The filter fields on the left include: LTO Odds (SP), LTO Finishing Pos, LTO Draw, LTO DSLR, LTO Jockey Name, LTO Trainer Name, LTO Weight Rank, LTO SP Rank, LTO Tissue Odds, LTO Hrs Penalty, LTO Headgear, and LTO Jockey Claim. On the right, there are checkboxes for LTO Pace Abbrev (H, L, P) and LTO Favourite or NOT (NOT, Fav, 2ndFav, jtFav, jt2ndFav). A new field, 'LTO % Lower Than Betfair SP:', is highlighted with a red box and four red arrows pointing to it from the left and right sides.

- You enter an operator like > and then a percentage.
- An example would be >50. This would look for horses who ran 50% lower than their exchange SP on their last run.

System Looper Tool

- We have added a cool new feature to the date tab which will let you run a loop around all your systems to see the bottom line returns for them.

Race Date Filter

When ticked your system is enabled and qualifiers will be shown on the welcome screen

Turn OFF BOG Calculations
Untick to turn off BOG

Restrict by years: 1997, 1998, 1999, 2000, 2001, 2002, 2003, 2004, 2005, 2006, 2007, 2008, 2009, 2010, 2011, 2012, 2013, 2014, 2015, 2016, 2017, 2018, 2019, 2020, 2021, 2022, 2023, 2024, 2025, 2026, 2027, 2028, 2029, 2030, 2031, 2032

Restrict by months: January, February, March, April, May, June, July, August, September, October, November, December

Restrict system to look at races from the past: Days

Restrict system to start on a certain day (dd/mm/yyyy):

Restrict system to look at certain days of the month:

Restrict system to look at races on a set day of the week:

Restrict Searches to a Specific Day, Course or Race

Date to use for declaration filters below:

January 2018

Mon	Tue	Wed	Thu	Fri	Sat	Sun
1	2	3	4	5	6	7
8	9	10	11	12	13	14
15	16	17	18	19	20	21
22	23	24	25	26	27	28
29	30	31	1	2	3	4
5	6	7	8	9	10	11

Choose your Declaration Type

All Races

Use HORSES decs

Use JOCKEYS rides

Use TRAINERS runners

Use DAM decs

Use SIRE decs

Use Trainer/Jockey Combo

Use DAMSIRE decs

Only analyse a specific RACE from the date chosen above

Only analyse a specific COURSE from the date chosen above

System Name Contains

5 Years

Start: 1 End: 1500

Run All Systems Last 5 Years

- The default settings are to look back at the last 5 years for all systems.
- You run the loop by clicking the Run All Systems button.
- The system builder will loop around all your systems and then at the end will create an excel file and tell you where it was saved.
- The excel file will contain a full system output line for each system.
- The maximum number of system you can run in one pass is 1500 and if you try to enter a start and end that totals more than 1500 then the loop will not run.
- You can use the system name contains to restrict the loop to only systems which contain the words you enter in the system name.
- You can use the next two boxes to restrict how far back the loop will run for each system.
- You could change this to 1 month or 6 weeks etc
- Any saved systems which already have a start date restriction in will only run from that period unless the time restrictions you enter in the loop period are a shorter period.