

# the race guides

in this presentation we will cover



- an overview of the key features in the proform race guide.
- how to get the most out of the proform race guide when handicapping a race

# the race guides

<b>6.45 IRISH STALLION FARMS EURO BREEDERS FUND MEDIAN AUCTION FILLIES MAIDEN 71 Winner €10,350 (14 run)</b>	
1	84 ALAFZARA (17) 2 John M Oxx 2 9-0..... N G McCullagh -
2	0 ALANNA BHEAG (19) 12 M C Grassick 2 9-0..... B A Curtis -
3	44 BACKDROP (63) 4 D K Weld (USA) 2 9-0 (BF)..... P J Smullen -
4	05 BEATIFY (21) 7 Mrs John Harrington 2 9-0..... C R King (5) -
5	4 CULTURED LADY (50) 1 P D Deegan 2 9-0..... G F Carroll -
6	96 HAZLEDOC (17) 14 M Halford 2 9-0..... C P Hoban (3) -
7	5 INTENSE DEBATE (5) 10 J S Bolger 2 9-0..... K J Manning -
8	58 KOMITOE (18) 9 Mrs John Harrington 2 9-0..... E J McNamara -
9	0553 MISS MOUSEY (90) 8 G M Lyons 2 9-0..... C T Keane (3) -
10	PHOENIX COUNTY 6 Noel Lawlor (GB) 2 9-0..... R P Cleary -
11	0 SHARE A SECRET (26) 5 Garvan Donnelly (GB) 2 9-0..... G J Phillips (7) -
12	42244 TRIKALA (25) 3 Kevin Prendergast 2 9-0..... C D Hayes -
13	833 TUILLEAITH (25) 13 H Rogers 2 9-0..... A P Thornton (3) -
14	ZANKA 11 Andrew Haffeman 2 9-0..... W M Lordan -
BETTING: 11-4 Intense Debate, 3 Backdrop, 13-2 Cultured Lady, 7 Trikala, Tulleaith, 10 Alafzara, 14 Miss Mousey, 16 Komitoe, 25 Hazledoc, Beatify, Zanka. 2012: MAJESTIC QUEEN 2 9-0 M C Hussey 33-1 (Tracey Collins) drawn (8) 12 ran. INTENSE DEBATE (9-0) 40/1 held up in touch, ridden over 2f out, moderate 4th if out, no extra final furlong, 5th 2L behind Ky Trikala at Curragh Sep 7f Good to Firm 8 ran. BACKDROP (9-0) 9/10fav led racing keenly, headed entering straight and soon no chance with easy winner, dropped to moderate 4th and no extra final furlong, 4th 12L behind Hidden Oasis at Galway Aug midn 7f Heavy 9 ran. CULTURED LADY (9-0) 33/1 tracked leaders on inner in 4th, ridden and no impression over 1f out, kept on one pace inside final furlong to nearly snatch 3rd on line, 4th 8.5L behind Vallado at Leopardstown Aug midn 6f Good 6 ran. TRIKALA (9-0) 8/1 settled behind leaders, 7th halfway, ridden in 5th 2f out, 4th and slightly hampered entering straight, switched inside, kept on same pace, just held for 3rd, 4th 3.5L behind Colour Blue at Galway Sep midn 7f Good 16 ran. TUILLEAITH (8-9) 8/1 chased leaders, 4th halfway, ridden 2f out, 3rd and hung left entering straight, no impression leaders final furlong, drifted left and just held 3rd, 3rd 3.25L behind Colour Blue at Galway Sep midn 7f Good 16 ran.	
<b>7.15 CROWNE PLAZA RACE &amp; STAY RACE 61 Winner €10,350 (8 run)</b>	
1	031000 LIGHTNIN HOPKINS (41) 8 G M Lyons 3 9-11 (D2)..... C T Keane (3) -
2	5/05739 ELUSIVE TIME (5) 4 Takashi Kodama 5 9-6 (D)..... R Coakley (7) -
3	2-79789 NOCTURNAL AFFAIR (20) 5 David Marnane (SAF) 7 9-6 (C)..... W M Lordan -
4	413916 YULONG BAOJU (20) 7 Edward Lynam 3 9-6 (BF) (CD)..... P J Smullen -
5	3254-58 CRISTOFORO COLOMBO (20) 3 A P O'Brien (USA) 3 9-5..... J P O'Brien -
6	1-8 MOOQTAR (114) 2 Kevin Prendergast (USA) 3 9-5 (BF)..... C D Hayes -
7	32-4308 TENNESSEE WILDCAT (47) 6 G M Lyons 3 9-3 (C)..... G F Carroll -
8	213-969 GALLENA (95) 1 James M Barrett (GB) 3 9-0 (BF)..... R P Cleary -
BETTING: 8-11 Cristoforo Colombo, 6 Nocturnal Affair, 8 Mooqtar, Yulong Baoju, 10 Tennessee Wildcat, Elusive Time, 20 Lightning Hopkins, 100 Gallena. 2012: BALMONT MAST 4 9-6 J P Murtagh 7-4 Fav (Edward Lynam) drawn (1) 13 ran.	
<b>7.45 DIAMOND STAKES (GROUP 3) 1m 2f 150yds Winner €39,000 (8 run)</b>	
1	525302 CAPTAIN JOY (37) 6 T Collins 5 9-8 (C) (BF)..... R P Whelan -
2	14-5328 CERTERACH (19) 5 M Halford 5 9-8 (CD)..... C P Hoban -
3	821/134 PARISH HALL (27) 7 J S Bolger 4 9-8 (D)..... K J Manning -
4	8137-34 PRINCE ALZAIN (27) 8 G A Butler (USA) 4 9-8..... W M Lordan -
5	3413-1 AFONSO DE SOUSA (6) 4 A P O'Brien (USA) 3 9-3 (CD)..... J P O'Brien -
6	581127 MANALAPAN (27) 1 P J Prendergast 3 9-3 (D)..... C D Hayes -
7	315014 LEVANTO (16) 3 W P Mullins 3 9-0 (C)..... P J Smullen -
8	202561 OPERA GLOVES (24) 2 M Halford 3 9-0 (C)..... N G McCullagh -
BETTING: 2 Parish Hall, 3 Afonso De Sousa, 5 Levanto, 13-2 Certerach, 7 Captain Joy, 12 Opera Gloves, 16 Prince Alzain, Manalapan. 2012: DECLARATION OF WAR 3 9-3 J P O'Brien 11-10 Fav (A P O'Brien) drawn (1) 12 ran. PARISH HALL (9-7) 33/1 chased leader in 2nd, ridden 3f out, dropped to 4th 2f out, soon no impression, 4th 7L behind The Fugue at Leopardstown Sep 1m 2f Good 6 ran. AFONSO DE SOUSA (9-2) 2/13rd early, 2nd before halfway, improved to lead entering straight, soon ridden clear, stayed on well under pressure final furlong, won by 1.5L from Dabadiyan here Sep 1m 2f 150yds Standard 6 ran. LEVANTO (8-10) 13/2 waited with 6th of the 7, no impression from before, straight here raced on outer, went 4th and no danger final furlong, kept on, 4th 6.75L behind Eye Of The Storm at Listowel Sep 1m 4f Heavy 7 ran. CERTERACH (9-11) 20/1 held up towards rear, ridden and no impression over 3f out, 8th 21L behind Voleuse De Coeurs at Curragh Sep 1m 6f Good 10 ran. OPERA GLOVES (9-0) 7/2 chased leader in 2nd, ridden to lead over 2f out, stayed on well final furlong, won by 1.5L from St Jean at Killarney Aug 1m 3f Good to Firm 3 ran.	
<b>8.15</b>	
1	1-80582
2	
3	4
4	31-3209
5	322010
6	0-3219
7	310
8	2125
9	123221
10	70-0601
11	3190
BETTING: 10 Le Beau, Ge Palace, 20 Li 2012: CERT	
<b>8.45</b>	
1	47430
2	699
3	725164
4	578640
5	7-00885
6	133053
7	305762
8	0-69866
9	60570
10	636
11	000-083
12	00
13	2
14	4089-6
15	510550
16	0-08
17	141
BETTING: 4 Teochrios, 1 Bunching, 2 2012: (DIV 1)	
<b>9.15</b>	
1	60-4205
2	5-50335
3	50007
4	83218
5	04080
6	3140-2
7	0988
8	30-2260
9	0557
10	080706
11	90-04
12	642240
13	4-50806
14	600
15	4-89860
16	111-56-0
17	0060-07
BETTING: 4 8 Total Rei Wharf, 20 2012: (DIV 1)	
<b>IRI</b>	
<b>3 10 TOMMY TIERNAN LIVE TONIGHT AT GOWRAN PARK N'CAP</b>	
GOING: So NEW: TOT	

- racecards have been in existence since the victorian era.
- apart from a few changes, their content and format has changed little to the present day .. until now ...
- using the power of proform we have developed the **proform race guide** which breaks the mould to that shown on the left to use **sophisticated statistical techniques** to provide **relevant race information** to hobbyists and expert bettors who seek **informative handicapping data** and content.

# the race guides

## *key concepts of the race guides*

1. present numbers only when absolutely necessary
2. where possible take advantage of the human brains ability to detect patterns
3. utilise modern statistical methods and metrics where appropriate,
4. provide information not easily obtainable or not in the public domain.

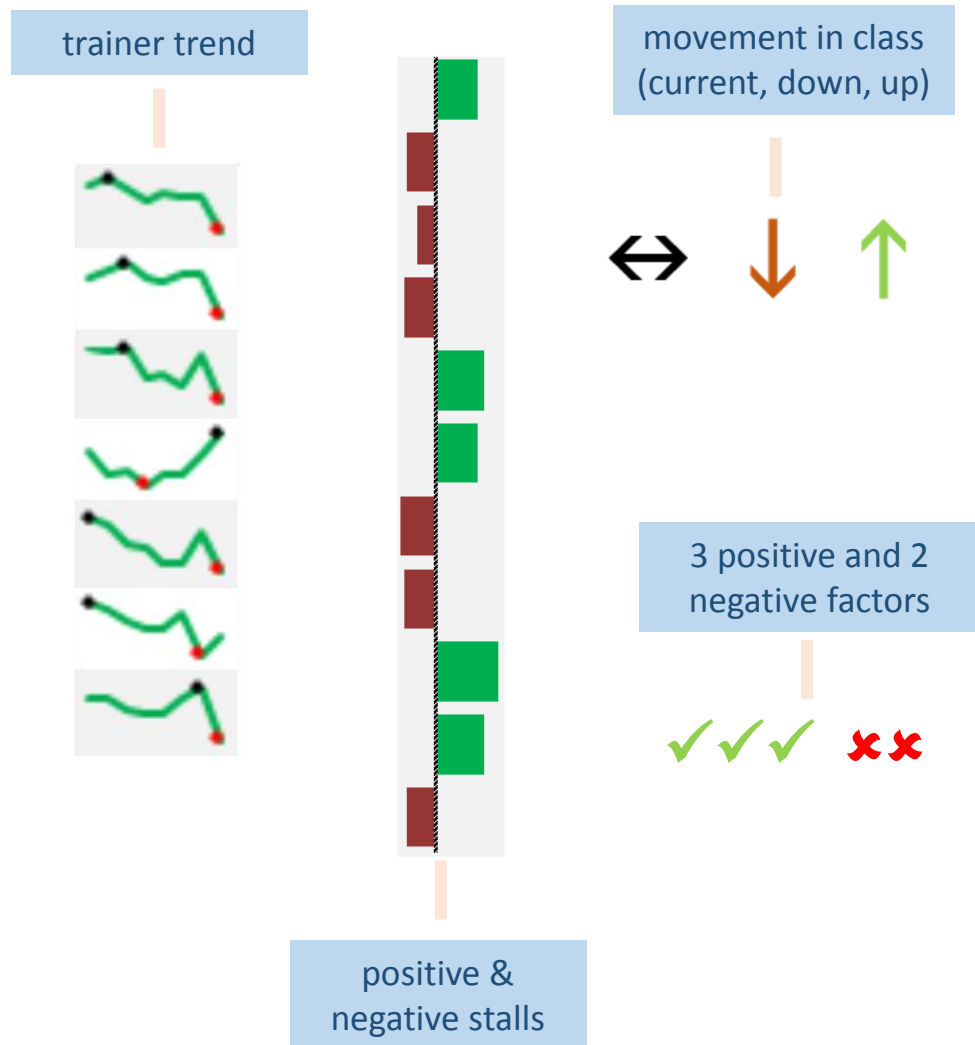
# the race guides

1. present numbers only when absolutely necessary

#	Horse	Sire	W-R (%)	Exp	A/E
10	Kuanyao (IRE)	<b>American Post</b>	4-15 (27%)	2.4	1.7
1	Bapak Chinta (USA)	<b>Speightstown</b>	12-57 (21%)	8.1	1.5
11	Seek The Fair Land	<b>Noverre</b>	41-257 (16%)	30.1	1.4
2	Clear Praise (USA)	<b>Songandaprayer</b>	5-28 (18%)	4.1	1.2
4	Lady Phill	<b>Avonbridge</b>	23-226 (10%)	18.9	1.2
8	Gregori (IRE)	<b>Invincible Spirit</b>	92-610 (15%)	77.7	1.2
12	Fossa	<b>Dubai Destination</b>	20-119 (17%)	17.7	1.1
6	Glastonberry	<b>Piccolo</b>	118-1082 (11%)	105.1	1.1
9	Jungle Bay	<b>Oasis Dream</b>	71-444 (16%)	66.5	1.1
5	Valmina	<b>Val Royal</b>	8-60 (13%)	8.0	1.0
7	Jubilee Brig	<b>Kheleyf</b>	53-473 (11%)	52.9	1.0
3	Secret Missile	<b>Sakhee's Secret</b>	3-69 (4%)	6.6	0.5

- there's no getting away from the fact that if a measure or a piece of data has meaning in it's magnitude, you cannot hide its value.
- our race guides do not break this rule so where necessary we will display numerical data on the race guide in a tabula format per the example to the left.

# the race guides



2. where possible take advantage of the human brains ability to detect patterns

- one of the unique features of the proform race guide is that it uses a combination of shapes and colours to represent data per the examples on the left
- the key benefit is that you don't waste time trying to detect patterns in a bunch of numbers. **when relevant, the proform race guides presents information to you visually and graphically!**

# the race guides

## *the flaw of averages*

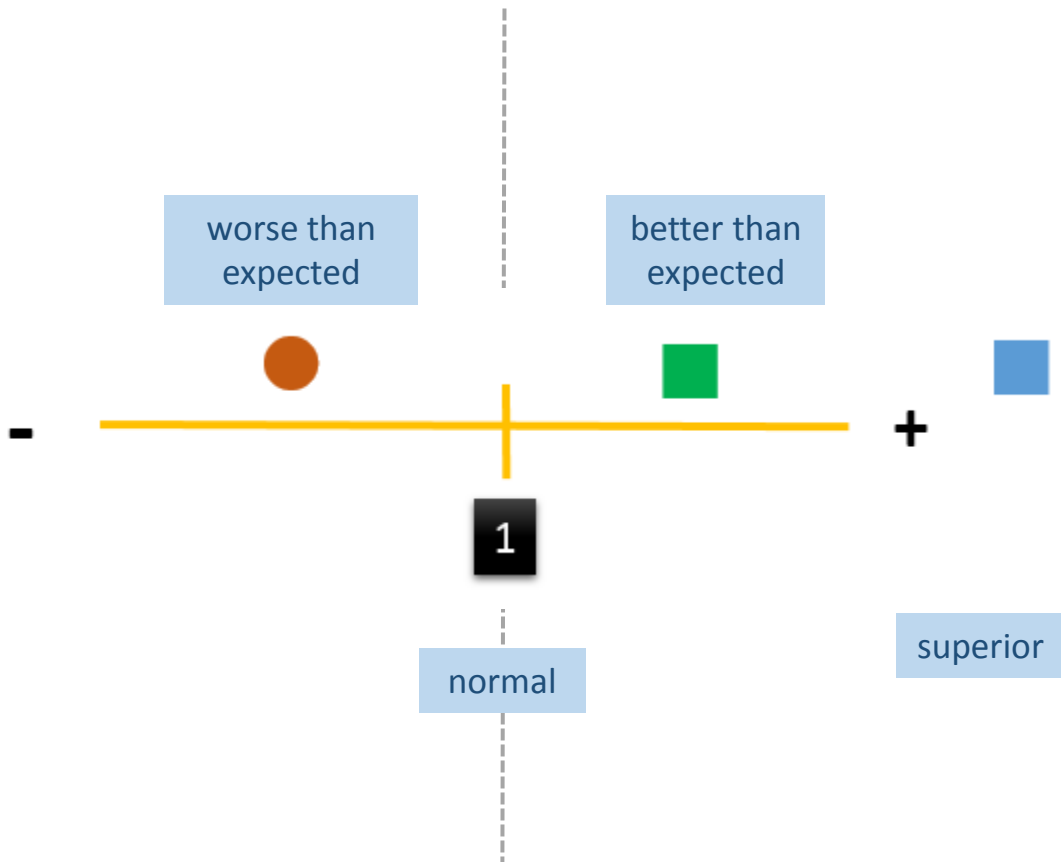


### 3. utilise modern statistical methods and metrics

- there are lies, dam lies and statistics however, some statistics can be extremely useful.
- the key statistic used in the race card is **actual** verses **expected**, commonly know as the A/E index.
- the A/E index simply put, is a statistical measure of goodness for a particular group of data.
- within the race guides we use the A/E index in a number of areas to benchmark **actual** wins verses **expected** wins e.g. trainer course form.
- the actual wins is derived from real results, the expected win part of the equation is calculated statistically.

# the race guides

## 3. utilise modern statistical methods and metrics



- an actual/expected (A/E) index is a ratio of the actual number of winners compared to the number of winners expected based on their odds.
- an A/E Index of 1.00 is considered to be as expected
- a figure below 1.00 indicates runners are winning fewer times than the odds imply (**worse**)
- whereas above 1.00 is indicative of runners winning more regularly than expected. (**better**)
- an A/E Index greater than 2 or higher is **superior** to the norm
- the significance of the coloured symbols will be covered later in the presentation

# the race guides

## 3. utilise modern statistical methods and metrics

- the rational is as follows:
  - value is an integral part of the A/E index calculation.
    - in betting if you can identify situations where something is performing better than expected then you have found something that is value i.e. a situation that is not being over bet by the general public or a factor that is being overlooked by the crowd.
  - A/E index statistics are not commonly found in newspapers and the racing media.
- making betting decisions using the A/E Index will provide an edge over others who are not using A/E.

*why do the race guides  
use the A/E index?*



# the race guides

## 3. utilise modern statistical methods and metrics

- use of A/E Index in the race guides, trainer course form example
- christine dunnett's 5 year course record 7 wins from 83 runners equalling an 8% strike rate
- however with an A/E index of 1.2 the market is underestimating the performance of her runners by 20% based on the price of each of the 7 winners
- in other words although her strike rate is 8%, actually christine dunnett's runners are performing better than punters expect!
- the table format to the left is also used in jockey, sire, trainer 14 day+ statistical tables

1 statistical table description

4 win (W), run (R) and strike rate (%) for trainer/jockey tables, time period = 5 years

### Trainer Course Statistics

# Horse	Trainer	W-R (%)	Exp	A/E	5 Year Course
9 Hold The Star	Ann Stokell	5-81 (6%)	3.2	1.6	■■■■■
8 Coach Montana (IRE)	Christine Dunnett	7-83 (8%)	5.7	1.2	■■■
4 Glenridding	James Given	31-273 (11%)	27.8	1.1	■
6 Prigsnov Dancer (IRE)	Deborah Sanderson	2-31 (6%)	1.8	1.1	■
1 Kasbhom	Anthony Carson	9-53 (17%)	8.8	1.0	
2 Izzy Boy (USA)	Mark Johnston	108-549 (20%)	106.4	1.0	
3 Monte Cassino (IRE)	Bryan Smart	30-243 (12%)	29.9	1.0	
5 Darnathean	Paul D'Arcy	12-89 (13%)	12.9	0.9	
7 Waterloo Dock	Michael Quinn	3-44 (7%)	4.0	0.8	●●

2 saddle cloth and horse name

3 trainer or jockey name, sire name

5

exp – expected winners: statistically derived from the probability of the winners (w)

A/E: a ratio of (a)ctual winners verses (e)xpected winners. A/E provides a good indicator of whether a statistic is good or bad.

each symbol represents ~ 10% - ■ = above ● = below ■ = > 100%

# the race guides

4. provide information not easily obtainable or not in the public domain

1. *how long does it take to assess the capability of each horse?*
2. *how long does it take to determine if a horse is well handicapped?*
3. *how long does it take to calculate speed ratings?*
4. *how long does it take to determine the pace in the race?*

- these are examples of handicapping activities that take time.
- time is a valuable asset for the handicapper. if you have time you can examine all potential investment opportunities available to you. if your time is limited the opposite is true.
- one of the key design objectives of our race guides was to determine situations where proform can do the “heavy lifting” for the user and allow you time to focus on your handicapping process!

the race guides

*proform is a powerful computerised form guide and research tool, which generates race guides, statistics and dynamic horse ratings for UK and Irish horse racing.*

4. provide information not easily obtainable or not in the public domain

- the proform form database offers unparalleled and industry leading statistics and data.
- our analysis of our data had revealed literally 100s of profitable statistics covering many trends and angles not available in other sources of data, for example:
  - sire records in national hunt flat races,
  - trainer switch 1st time out,
  - horses record on going (soft/heavy), etc.
- to leverage this power we have included in the race guides, **positive** and **negative** statistics, **proform power** and **speed ratings** and derived from the proform database.

[illegible]

# the race guides

Horse	+Pos	-Neg	Class
Valmina <sup>13</sup> t CD	✓✓		↔
Seek The Fair Land <sup>14</sup> v CD	✓✓		↑
Jubilee Brig <sup>13</sup> v CD		x x	↑
Glastonberry <sup>31</sup> CD	✓✓		↔
Kuanyao (IRE) <sup>13</sup> b CD	✓✓✓✓		↑
Gregori (IRE) <sup>54</sup> tp CD	✓✓		↔
Secret Missile <sup>177</sup> C	✓✓		↔
Jungle Bay <sup>96</sup> p CD		x	↔
Bapak Chinta (USA) <sup>13</sup>			↔
Fossa <sup>181</sup> CD			↑
Clear Praise (USA) <sup>17</sup> C D	✓		↓
Lady Phill <sup>260</sup> C	✓		↔

## Positive Statistics

#

- 2 Clear Praise, Horse Form at Distance (6f), 4-19 (21.05%), P&L £7.00
- 3 Secret Missile, Jockey Form at Course (AW), 14-106 (13.21%), P&L £20.50
- 3 Secret Missile, Trainer/Jockey Combination Form at Course (AW), 5-22 (22.73%), P&L £10.75
- 4 Lady Phill, Jockey Form at Course (AW), 27-255 (10.59%), P&L £15.35
- 5 Valmina, Horse Form on Going (Polytrack), 5-32 (15.63%), P&L £20.50
- 5 Valmina, Horse Form at Distance (6f), 4-24 (16.67%), P&L £15.50
- 6 Glastonberry, Horse Form on Going (Polytrack), 5-25 (20%), P&L £18.75
- 6 Glastonberry, Trainer Form at Course (AW), 4-23 (17.39%), P&L £3.75
- 8 Gregori, Horse Form on Going (Polytrack), 4-9 (44.44%), P&L £5.75
- 8 Gregori, Horse Form at Course (AW), 3-6 (50%), P&L £1.75
- 10 Kuanyao, Trainer/Jockey Combination Form (AW), 4-27 (14.81%), P&L £13.50
- 10 Kuanyao, Horse Form on Going (Polytrack), 7-16 (43.75%), P&L £15.50
- 10 Kuanyao, Trainer/Jockey Combination Form at Course (AW), 4-23 (17.39%), P&L £17.50
- 10 Kuanyao, Horse Form at Course (AW), 4-12 (33.33%), P&L £1.75
- 11 Seek The Fair Land, Horse Form at Course (AW), 5-25 (20%), P&L £20.50
- 11 Seek The Fair Land, Horse Form on Going (Polytrack), 10-56 (17.86%), P&L £17.57

## Negative Statistics

#

- 7 Jubilee Brig, Trainer Form at Course (AW), 4-55 (7.27%), P&L £-42.68
- 7 Jubilee Brig, Trainer/Jockey Combination Form (AW), 3-27 (11.11%), P&L £-18.93
- 9 Jungle Bay, Jockey Form at Course (AW), 3-61 (4.92%), P&L £-45.56

## 4. provide information not easily obtainable or not in the public domain

- the statistics used for **positive** or **negative** pointers refer to primary (i.e. course, distance, going) and secondary factors (i.e. sire/trainer/jockey)
- per the example to the right, valmina has 2 positive statistics, these are listed in relevant section on the race guide below the list of horses
- using our **positive** and **negative** indicators based on the conditions of the race you can factor this information into your decision making process.
- the 'class' column indicates in a race of the same race type whether a horses is dropping in class ↓, running in the same class ↔, or being raised In class ↑ compared to its recent race. clear praise is dropping in class in todays race

# the race guides

*proform power ratings*

$$L(\beta) = \log \left( \prod_{j=1}^J \Pr \{ U_{j(1)} \leq \max_{n \neq (1)} \{ U_{jn} \} \} \right)$$

4. provide information not easily obtainable or not in the public domain

- ratings of various types appear in all sorts of inferior publications and are typically based on the official BHA rating scale of 0-140 (flat) and 0-175 (jumps).
- common sense dictates that you cannot outsmart the public if you are handicapping with the same information and methods as the public
- using sophisticated statistical methods, our ratings are different in that they are calculated using software that simulates 1000's of database queries against 7 race factors for each horse in the race.
- the result is a number, which is converted to the power rating odds (F'Cast) and the race guide table is ordered by proform rating
- **on average the winner is found in the top 3 power rated horse 60% of the time!**

# the race guides

*is a horse well handicapped?*

Horse	OR	vs	HiOR
Valmina <sup>13</sup> t CD	78		1
Seek The Fair Land <sup>14</sup> v CD	75		-14
Jubilee Brig <sup>13</sup> v CD	78		
Glastonberry <sup>31</sup> CD	78		2
Kuanyao (IRE) <sup>13</sup> b CD	77		9
Gregori (IRE) <sup>54</sup> tp CD	77		3
Secret Missile <sup>177</sup> C	79		
Jungle Bay <sup>96</sup> p CD	77		3
Bapak Chinta (USA) <sup>13</sup>	80		
Fossa <sup>181</sup> CD	73		6
Clear Praise (USA) <sup>17</sup> C D	79		-1
Lady Phill <sup>260</sup> C	79		

4. provide information not easily obtainable or not in the public domain

**horses running off a mark below their highest winning official rating can in theory win again off that mark**

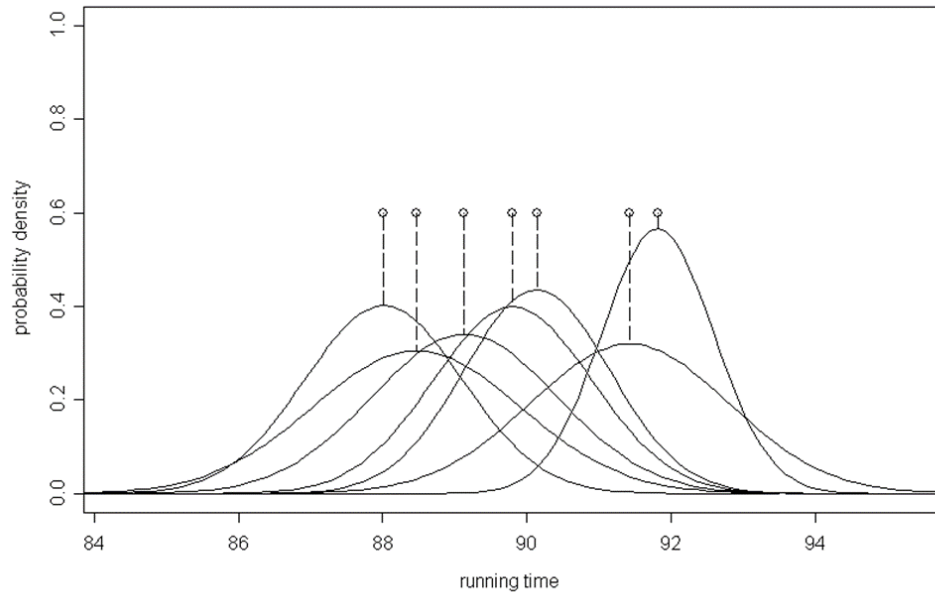
- the graphic to the left indicates whether a horse is well handicapped against its official rating (OR) in a handicap of the same race type.
- if today's OR is higher than horse's highest winning OR (HiOR) the chart indicates **red**.
- If the horse's HiOR is below today's OR the chart indicates **green**.
- the figure to the right indicates the number of pounds the official rating is above or below HiOR.
- seek the fair land is running off an OR of 75, 14lbs below its highest winning handicap rating.
- fossa is running off an OR of 73, 6lbs above its highest winning handicap rating



# the race guides

4. provide information not easily obtainable or not in the public domain












*proform speed ratings*



- speed ratings are a measure of a horses capabilities against the clock.
- the average punter ignores race times and, given the choice between a previous impressive winner and one that has won in a particularly fast time they invariably support the impressive runner.
- they are probably right more often than not, **but the edge is with the fast time horses that go off at big prices next time out!**
- that's why we provide each horses last time out speed rating in our race guides
- the horses last time out speed rating is scaled from 0-100 and is non weight adjusted

# the race guides

*a faster than class indicator*

Horse	Speed	vs	Par
Valmina <sup>13</sup> t CD	59		-7
Seek The Fair Land <sup>14</sup> v CD	62		-4
Jubilee Brig <sup>13</sup> v CD	67		1
Glastonberry <sup>31</sup> CD	60		-6
Kuanyao (IRE) <sup>13</sup> b CD	63		-3
Gregori (IRE) <sup>54</sup> tp CD	70		4
Secret Missile <sup>177</sup> C	53		-13
Jungle Bay <sup>96</sup> p CD	66		0
Bapak Chinta (USA) <sup>13</sup>	64		-2
Fossa <sup>181</sup> CD	53		-13
Clear Praise (USA) <sup>17</sup> C D	69		3
Lady Phill <sup>260</sup> C	0		

4. provide information not easily obtainable or not in the public domain

**horses that ran faster than class last time out have demonstrated an ability to beat winners!**

- the “*speed*” column is the horses last time out proform speed rating.
- this number is compared to the class par for winners at todays race type. the chart indicates how much the rating is above (**green**) or below (**red**) this median rating.
- valamin’s speed rating last time out was 59, 7 below the median speed rating for this class.
- gregori’s speed rating last time out was 70, 4 above the median speed rating for this class.



# the race guides

*pace*



4. provide information not easily obtainable or not in the public domain

- when looking at a race, the first question you should try to answer is: how is this race going to be run?
  - is it probably going to be won from starting stalls to finishing line
  - is a horse from the back of the pack likely to run down the leaders?
- **pace mapping tires to visualise the pace within the race.**
- in conjunction with any draw bias, pace/draw analysis form a powerful weapon in the handicappers armoury!

# the race guides

## *pace handicapping*

### Draw Bias and Pace Prediction

#	Horse	Draw	IV	Bias	Pace	H	M	P	L
8	Gregori (IRE)	1	0.94		8				
2	Clear Praise (USA)	2	1.09		4				
12	Fossa	3	1.43		6				
3	Secret Missile	4	1.09		1				
4	Lady Phill	5	0.89		2				
7	Jubilee Brig	6	1.09		6				
1	Bapak Chinta (USA)	7	0.92		1				
10	Kuanyao (IRE)	8	0.94		12				
11	Seek The Fair Land	9	0.87		6				
6	Glastonberry	10	0.99		2				
9	Jungle Bay	11	0.62		4				
5	Valmina	12	0.94		1				

### Course Pace Bias Statistics

Pace Style Statistics		Wins	Runs	IV	£	IV	£
L	Led	221	1240	1.74	156.1		
P	Prominent	547	4436	1.2	-756.77		
H	Held Up	349	5180	0.66	-2582.88		

4. provide information not easily obtainable or not in the public domain

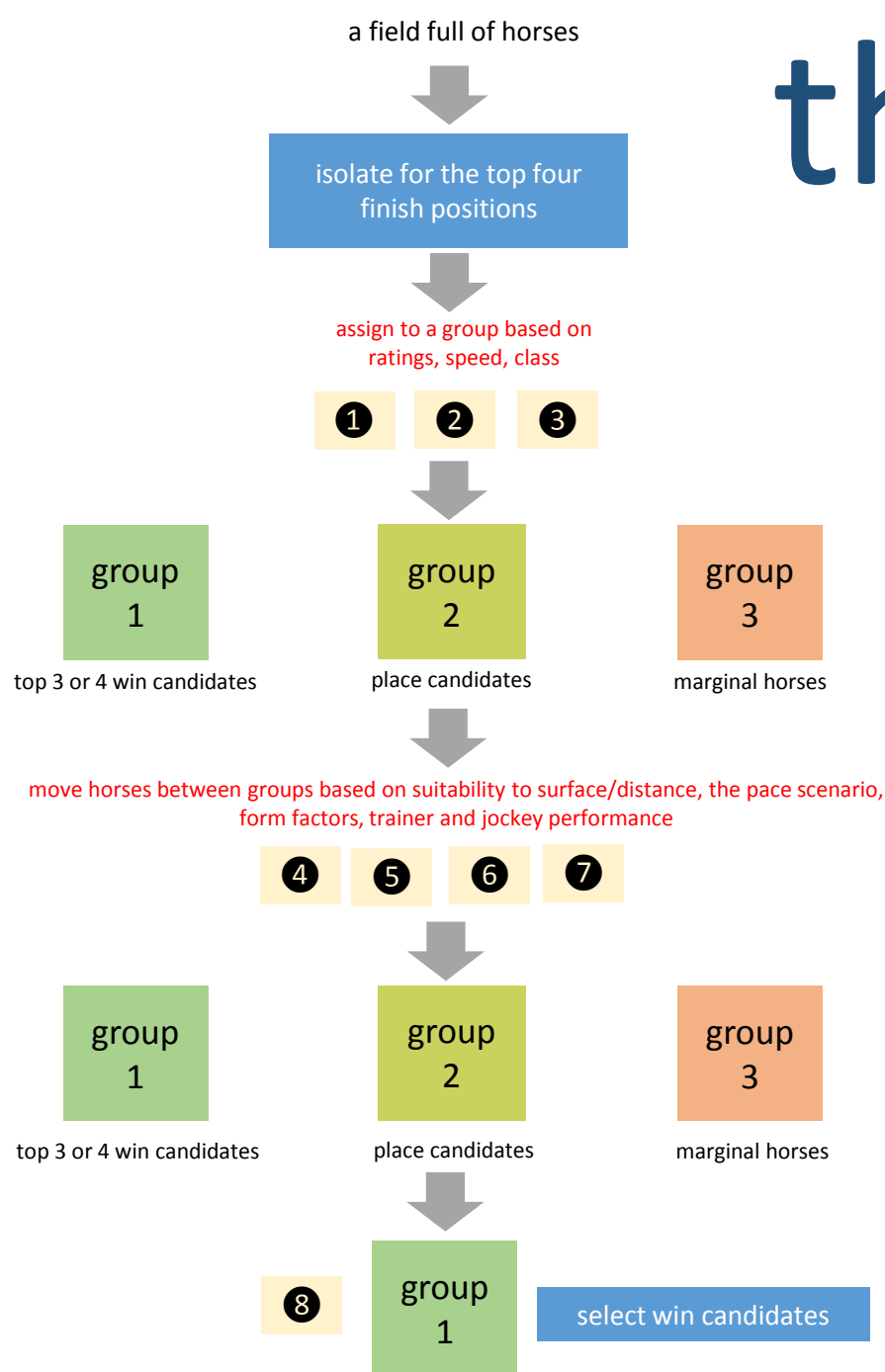
- the pace column is calculated from the horses last three runs, the number is then used to map the horses pace profile on the scale below based on the following key

predicted pace style for each runner

**h** = held up, **m** = midfield, **p** = prominent, **l** = led

- the draw bias is also shown: **green** for positive stall, **red** for negative stalls, the length of the bar indicates by magnitude of the advantage/disadvantage
- the table on the left details the pace statistics for the course and distance in question. from the data the “course pace bias” can be determined i.e. does the course favour horses that like to lead?

# the race guides



## 5. handicapping process

- the proform race guide is full of effective handicapping information. indeed, all the products offered by proform can be thought of as a large box of handicapping tools.
- punters who do the best job of selecting and integrating tools into their personal handicapping process, will achieve the best handicapping results and, most likely, the best wagering results as well.
- the example on the left summarises the handicapping process to identify which elements of our race guides should be referenced during the process

1	proform power ratings	4	positive/negative stats	6	trainer/jockey form
2	proform speed ratings	5	sire going/distance stats	7	pace maps
3	well handicapped on official ratings faster than class speed ratings	8	proform tissue		

# the race guides

## *suggested use of the proform race guide*

- using the “**proform power rating**”, note the higher rated and closely rated horses
- using the horses form string determine which horses perform well given the conditions of todays race
- make a note of horses that are dropping in class, who ran a speed rating faster than class in their last race and those that are well handicapped
- allowing for the draw bias, visualise the running of the race. determine which horses are suited to the draw/pace conditions.
- review horse's stable form and jockey form to determine if either are suffering from below par performances
- think chances! from the list of your contenders and using the proform race guide betting forecast, determine which horses are underestimated in the market based on your assessment of the race.
- use the race guide to augment your own handicapping factors, systems or process

# the race guides



*no other racing product or  
service is able to match  
the capabilities that proform can  
offer*

- in this presentation we have summarised the key feature of the proform race guide
- the proform race guides are:
  - more informative,
  - display data that is difficult to obtain,
  - present statistics in an visual format to allow ease of interpretation.
- consider the proform race guide as a resource which provides you unique and informative indicators to supplement your own methods.
- we are continually developing new features for the race guide so please ensure you visit [www.proformprofessional.com](http://www.proformprofessional.com) for future updates and enhancements.



# PROFORM RACING

THE PROFESSIONALS FORMBOOK